



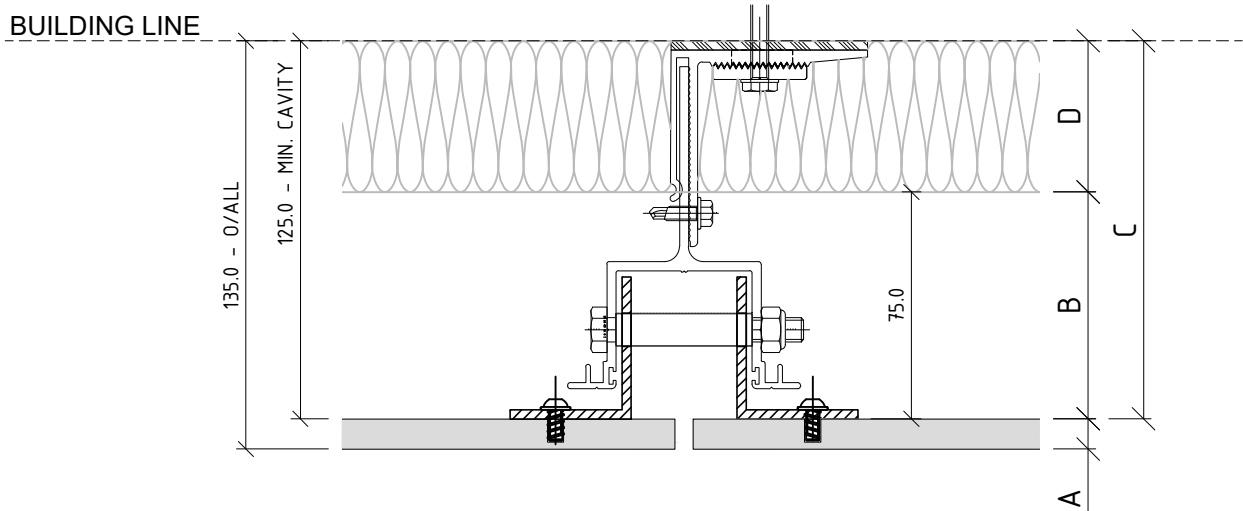
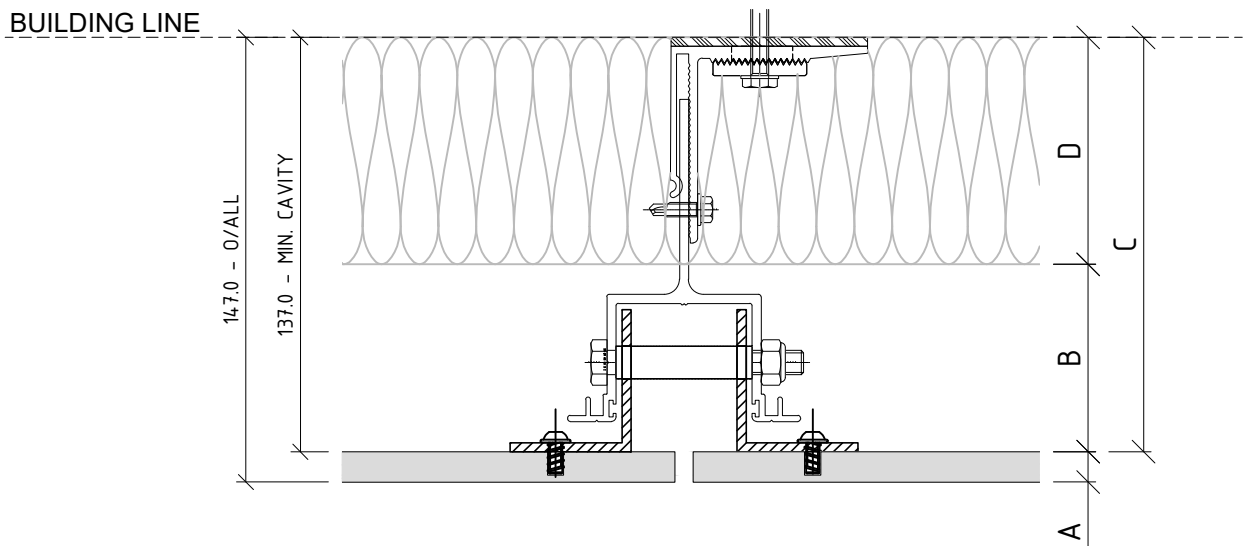


PART OF THE THERMOSASH GROUP COMPANIES :	
<div>   </div>	
COPYRIGHT : THESE DESIGNS, DETAILS AND/OR SPECIFICATIONS AND THE COPYRIGHT THEREIN, REMAIN THE PROPERTY OF THERMOSASH COMMERCIAL LIMITED.	
DISCLAIMER : THESE DETAILS ARE PROVIDED FOR INDICATIVE PURPOSES ONLY. CONSTRUCTION/SYSTEM DETAILS CAN VARY DEPENDING ON PROJECT SPECIFIC SPECIFICATION AND ENGINEERING REQUIREMENTS. THE DESIGNER IS RESPONSIBLE FOR ENSURING DETAILS SATISFY ALL NEW ZEALAND BUILDING CODE CLAUSES. THE DESIGNER IS RESPONSIBLE FOR ENSURING BUILDING WRAPS, FIRESTOPS AND INSULATION/SPECIFICATION COMPLY WITH MANUFACTURERS RECOMMENDATIONS AND NZBC REGULATIONS. REFER TO THERMOSASH WEBSITE FOR FULL TERMS AND CONDITIONS.	
	
Cladding Type : ENCLAD™ HPL - HIGH PRESSURE LAMINATE	
Support System : ENCLAD™ EN04 - HOOK ON SECRET FIXED	
Detail Description : COVER PAGE	
Scale @ A3 :	Rev. : NOV 2022
System # : HPL-EN04-HOA-SF1	Detail # : 00
ENCLAD™ RAINSCREEN SYSTEMS	
<div>  <div> Thermosash BUILDING ENVELOPE SOLUTIONS™ </div> </div> <div> 158 CENTRAL PARK DRIVE, HENDERSON, AUCKLAND 0610 NEW ZEALAND P: +64 9 444 4944 www.thermosash.co.nz </div>	

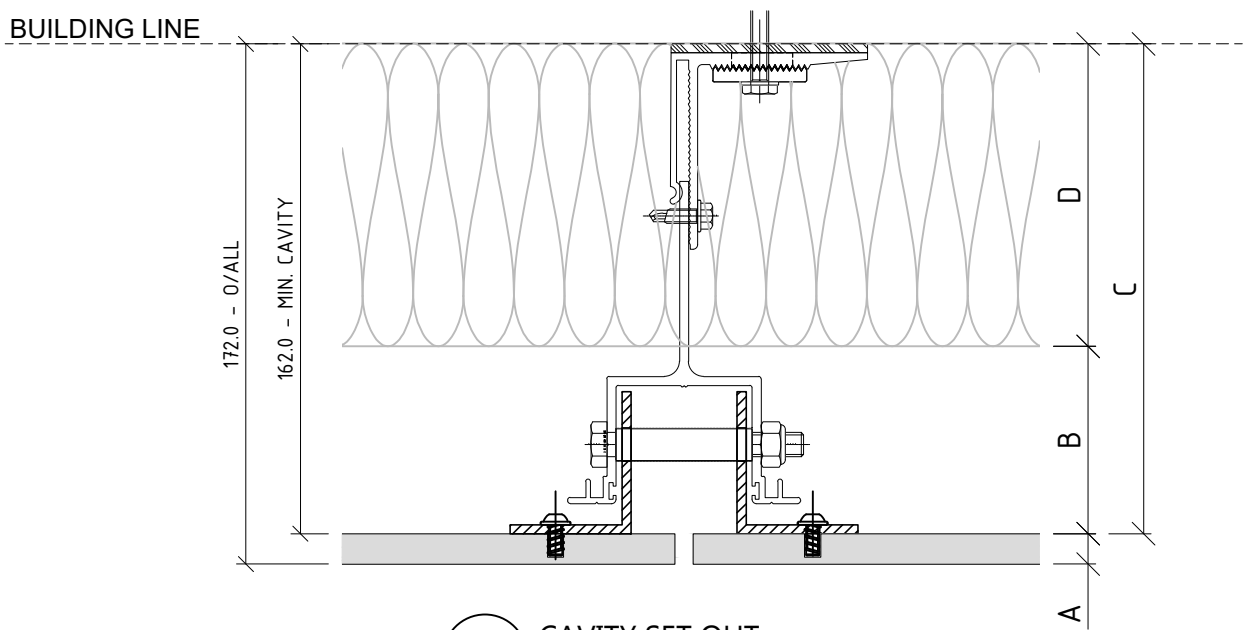
EN04 - ADJUSTABLE SYSTEM CAVITY



50mm THICK INSULATION
IN CAVITY ZONE



75mm THICK INSULATION
IN CAVITY ZONE



100mm THICK INSULATION
IN CAVITY ZONE

01 CAVITY SET OUT
ENCLADTM HPL PANEL

ADJUSTABLE SYSTEMS ACCOMODATE BUILDING TOLERANCE AND INCORPORATION
OF INSULATION FOR H1 REQUIREMENTS - STANDARD SYSTEM CAVITY SHOWN -
BESPOKE OPTIONS AVAILABLE FOR PROJECT SPECIFIC REQUIREMENTS

Thermosash

BUILDING ENVELOPE SOLUTIONS™

WoodsGlass

BUILDING INNOVATIVE GLAZING SOLUTIONS

COPYRIGHT : THESE DESIGNS, DETAILS AND/OR SPECIFICATIONS AND THE COPYRIGHT THEREIN, REMAIN THE PROPERTY OF THERMOSASH COMMERCIAL LIMITED.

DISCLAIMER : THESE DETAILS ARE PROVIDED FOR INDICATIVE PURPOSES ONLY. CONSTRUCTION/SYSTEM DETAILS CAN VARY DEPENDING ON PROJECT SPECIFIC SPECIFICATION AND ENGINEERING REQUIREMENTS. THE DESIGNER IS RESPONSIBLE FOR ENSURING DETAILS SATISFY ALL NEW ZEALAND BUILDING CODE CLAUSES. THE DESIGNER IS RESPONSIBLE FOR ENSURING BUILDING WRAPS, FIRESTOPS AND INSULATION/SPECIFICATION COMPLY WITH MANUFACTURERS RECOMMENDATIONS AND NZBC REGULATIONS. REFER TO THERMOSASH WEBSITE FOR FULL TERMS AND CONDITIONS.

LEGEND	
A	ENCLAD TM HIGH PRESSURE LAMINATE
B	62mm - 75mm NOMINAL VENTILATION ZONE (AIR GAP)
C	* 125mm SYSTEM CAVITY TO ACCOMMODATE 50mm THICK INSULATION
D	* 50mm INSULATION (OPTION BY INSITE) FIRE STOP (OPTION BY INSITE)
*	OTHER OPTIONS AVAILABLE (PROJECT SPECIFIC) 137mm SYSTEM CAVITY FOR 75mm THICK INSULATION 162mm SYSTEM CAVITY FOR 100mm THICK INSULATION

Cladding Type :
**ENCLADTM HPL -
HIGH PRESSURE LAMINATE**

Support System :
ENCLADTM EN04 - HOOK ON SECRET FIXED

Detail Description :
CAVITY SETOUT (PLAN VIEW)

Scale @ A3 : 1:2.5	Rev. : NOV 2022
System # : HPL-EN04-HOA-SF1	Detail # : 01

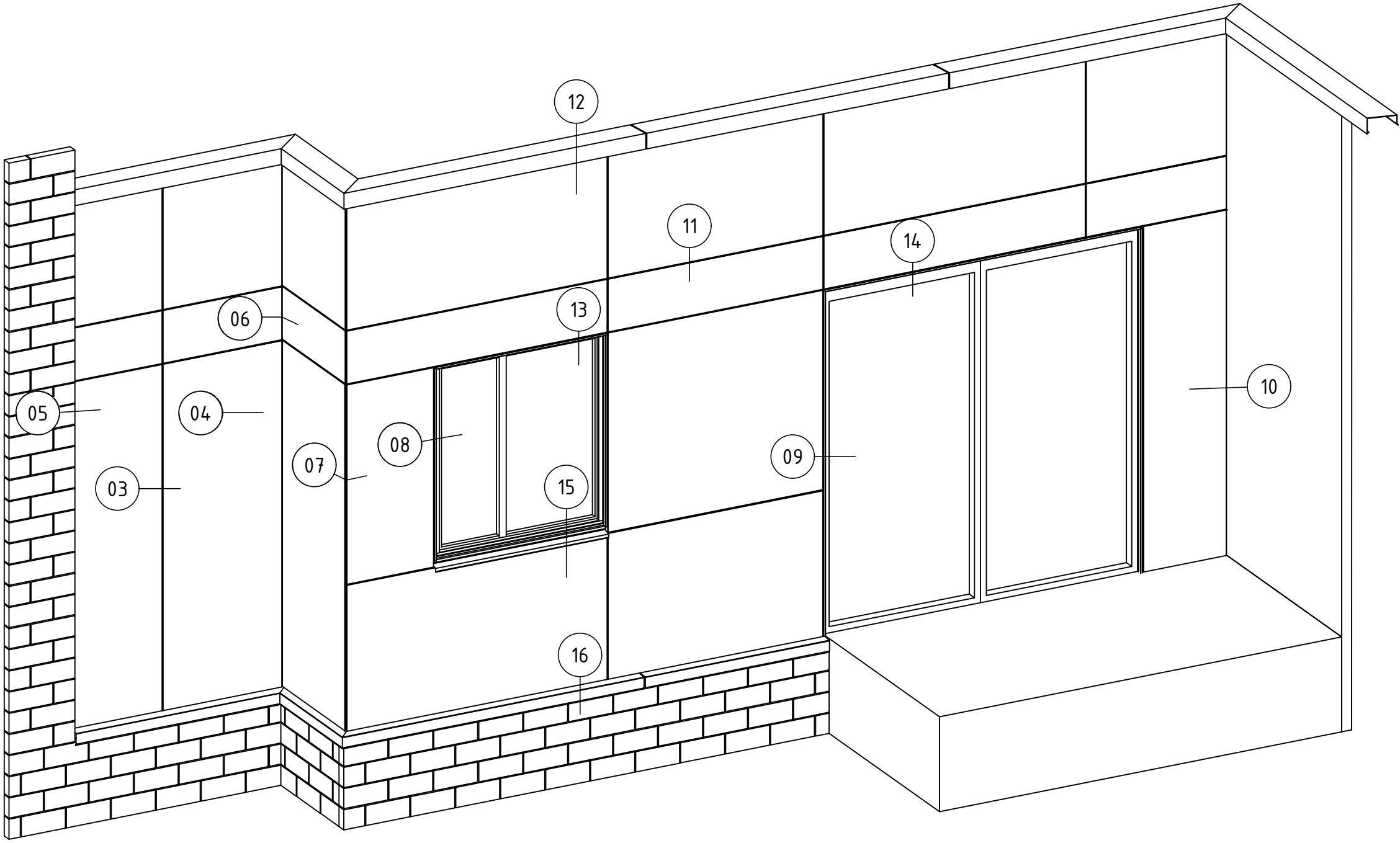
ENCLADTM RAINSCREEN SYSTEMS

Thermosash

BUILDING ENVELOPE SOLUTIONS™

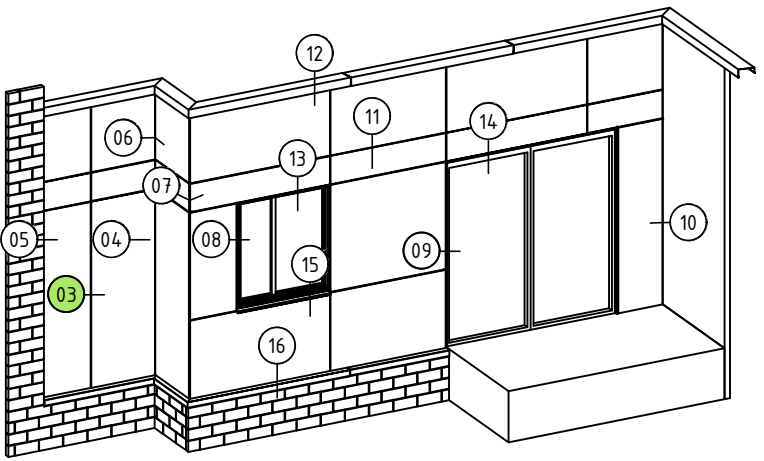
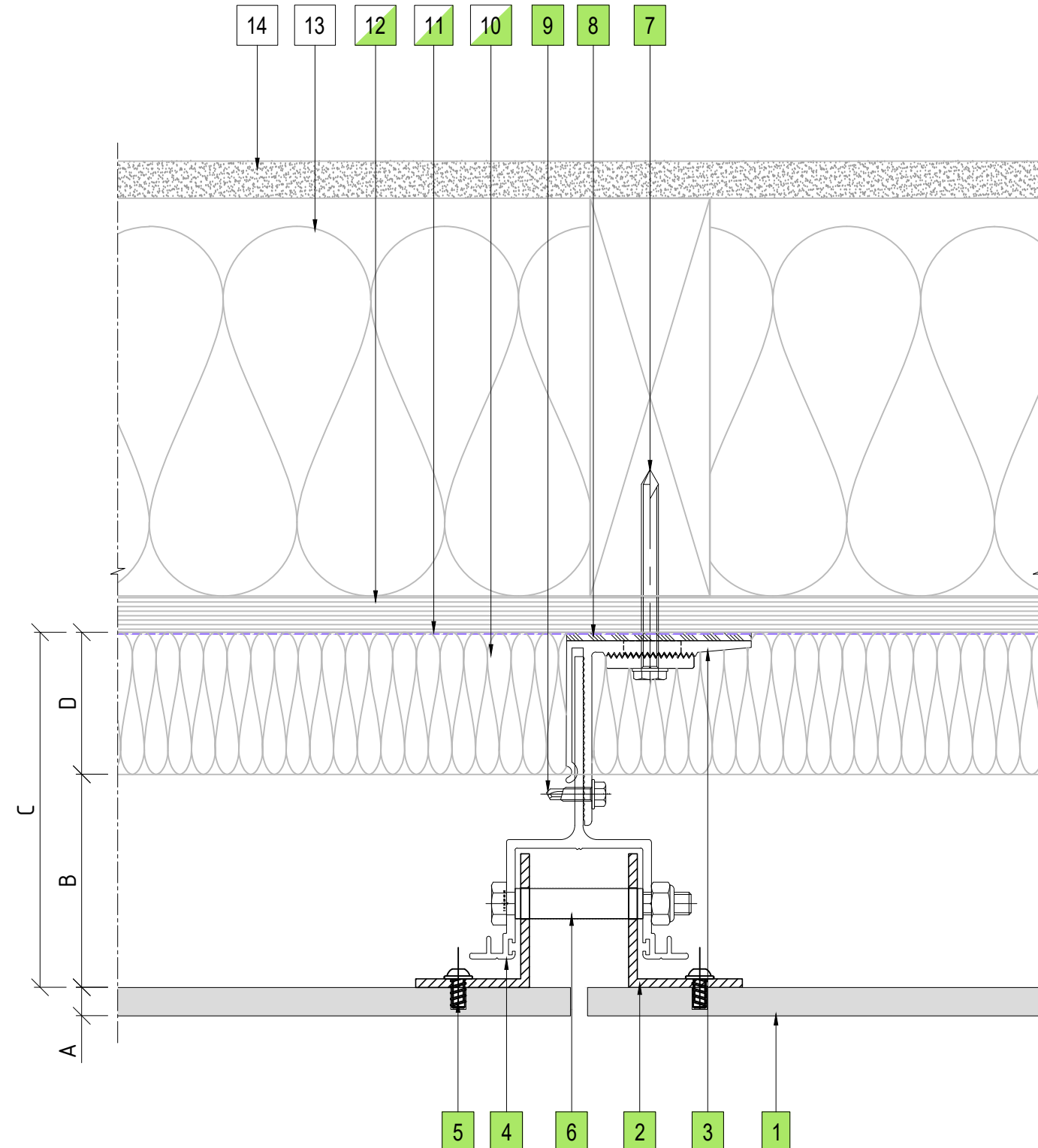
158 CENTRAL PARK DRIVE,
HENDERSON,
AUCKLAND 0610
NEW ZEALAND

P: +64 9 444 4944
www.thermosash.co.nz





02 SCHEMATIC
ENCLAD™ HPL PANEL

Cladding Type : ENCLAD™ HPL - HIGH PRESSURE LAMINATE	
Support System : ENCLAD™ EN04 - HOOK ON SECRET FIXED	
Detail Description : SCHEMATIC	
Scale @ A3 : 1:5	Rev. : NOV 2022
System # : HPL-EN04-HOA-SF1	Detail # : 02



03 VERTICAL PANEL JOINT DETAIL
ENCLAD™ HPL PANEL

PART OF THE THERMOSASH GROUP COMPANIES :



COPYRIGHT : THESE DESIGNS, DETAILS AND/OR SPECIFICATIONS AND THE COPYRIGHT THEREIN, REMAIN THE PROPERTY OF THERMOSASH COMMERCIAL LIMITED.

DISCLAIMER : THESE DETAILS ARE PROVIDED FOR INDICATIVE PURPOSES ONLY. CONSTRUCTION/SYSTEM DETAILS CAN VARY DEPENDING ON PROJECT SPECIFIC SPECIFICATION AND ENGINEERING REQUIREMENTS. THE DESIGNER IS RESPONSIBLE FOR ENSURING DETAILS SATISFY ALL NEW ZEALAND BUILDING CODE CLAUSES. THE DESIGNER IS RESPONSIBLE FOR ENSURING BUILDING WRAPS, FIRESTOPS AND INSULATION/SPECIFICATION COMPLY WITH MANUFACTURERS RECOMMENDATIONS AND NZBC REGULATIONS. REFER TO THERMOSASH WEBSITE FOR FULL TERMS AND CONDITIONS.

LEGEND	
A	ENCLAD™ HIGH PRESSURE LAMINATE
B	62mm - 75mm NOMINAL VENTILATION ZONE (AIR GAP)
C	* 125mm SYSTEM CAVITY TO ACCOMMODATE 50mm THICK INSULATION
D	* 50mm INSULATION (OPTION BY INSITE) FIRE STOP (OPTION BY INSITE)
*	OTHER OPTIONS AVAILABLE (PROJECT SPECIFIC) 137mm SYSTEM CAVITY FOR 75mm THICK INSULATION 162mm SYSTEM CAVITY FOR 100mm THICK INSULATION

PARTS LIST	
1	ENCLAD™ HPL PANEL
2	ENCLAD EN01 ALUMINIUM SUPPORT PROFILE
3	ENCLAD EN01 ALUMINIUM HELPING HAND BRACKET
4	ENCLAD EN01 ALUMINIUM CHANNEL PROFILE
5	ENCLAD PANEL FIXING (STAINLESS STEEL)
6	ENCLAD FIXING FOR HOOK (STAINLESS STEEL)
7	ENCLAD HOST STRUCTURAL FIXING (STAINLESS STEEL)
8	ENCLAD THERMAL ISOLATION PAD
9	ENCLAD BRACKET TO RAIL FIXING (STAINLESS STEEL)
10	CAVITY INSULATION (OPTION BY INSITE)
11	BUILDING WRAP / MEMBRANE (OPTION BY INSITE)
12	RIGID AIR BARRIER / SHEATHING BOARD (OPTION BY INSITE)
13	WALL INSULATION (BY OTHERS)
14	PLASTER BOARD (BY OTHERS)

Cladding Type :

**ENCLAD™ HPL -
HIGH PRESSURE LAMINATE**

Support System :


ENCLAD™ EN04 - HOOK ON SECRET FIXED

Detail Description :

VERTICAL PANEL JOINT DETAIL (PLAN VIEW)

Scale @ A3 : 1:2	Rev. : NOV 2022
System # : HPL-EN04-HOA-SF1	Detail # : 03

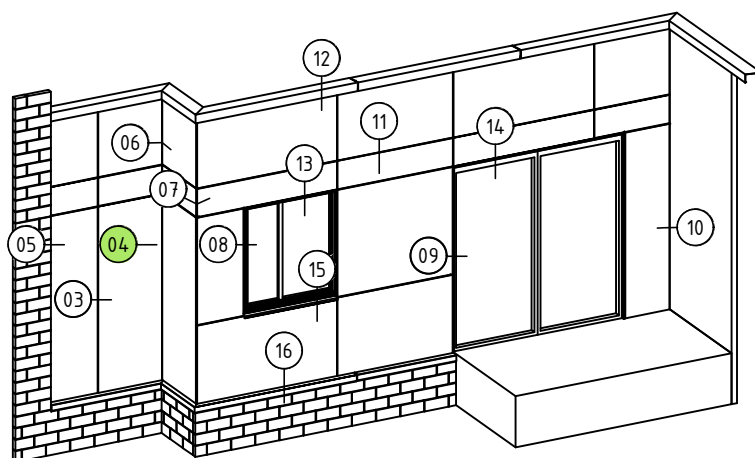
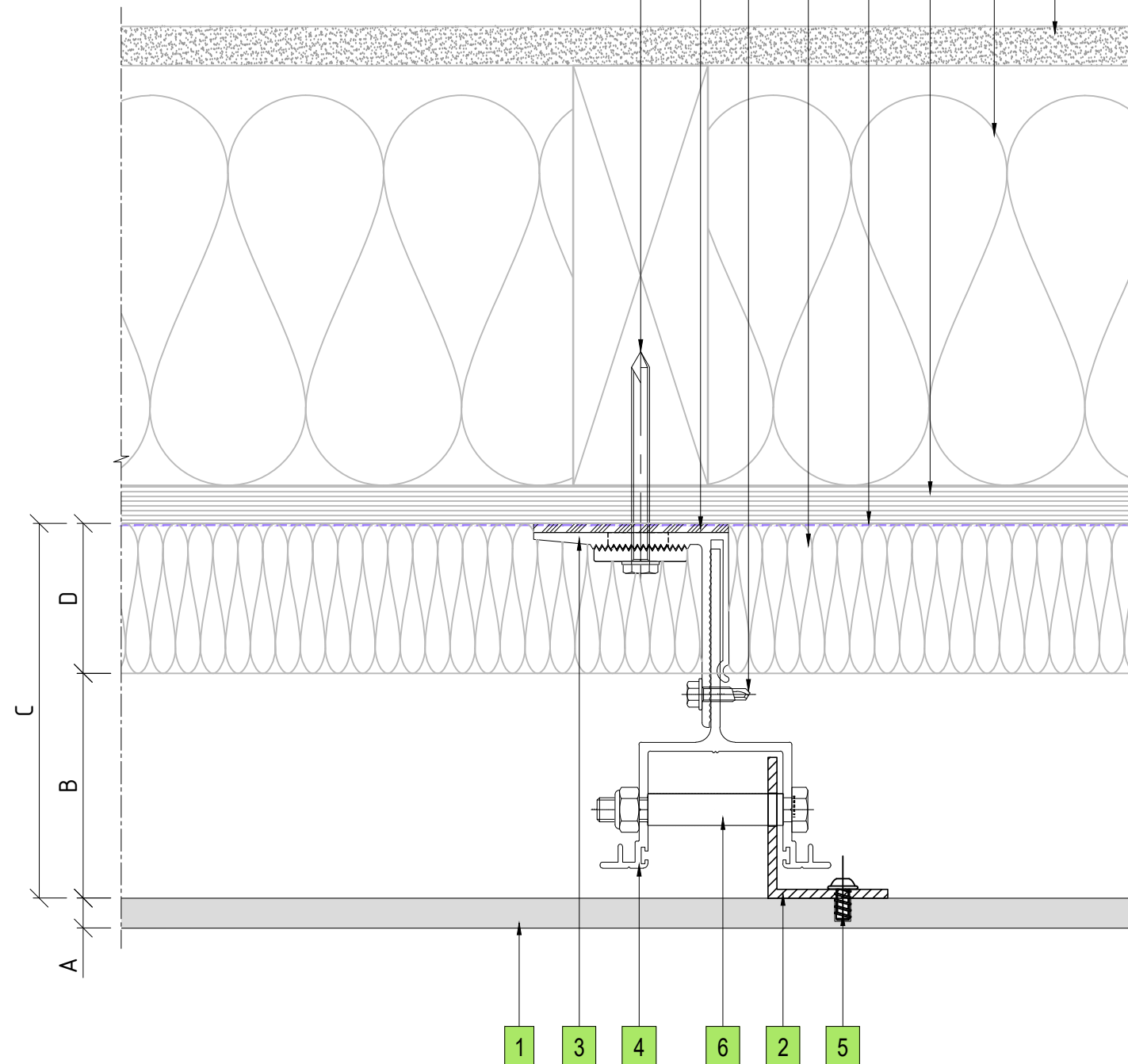
ENCLAD™ RAINSCREEN SYSTEMS



Thermosash
BUILDING ENVELOPE SOLUTIONS™

158 CENTRAL PARK DRIVE,
HENDERSON,
AUCKLAND 0610
NEW ZEALAND

P: +64 9 444 4944
www.thermosash.co.nz



04 PANEL MIDSPAN SUPPORT DETAIL
ENCLAD™ HPL PANEL

DISCLAIMER: THESE DETAILS ARE PROVIDED FOR INDICATIVE PURPOSES ONLY. CONSTRUCTION/SYSTEM DETAILS CAN VARY DEPENDING ON PROJECT SPECIFIC SPECIFICATION AND ENGINEERING REQUIREMENTS. THE DESIGNER IS RESPONSIBLE FOR ENSURING DETAILS SATISFY ALL NEW ZEALAND BUILDING CODE CLAUSES. THE DESIGNER IS RESPONSIBLE FOR ENSURING BUILDING WRAPS, FIRESTOPS AND INSULATION/SPECIFICATION COMPLY WITH MANUFACTURERS RECOMMENDATIONS AND NZBC REGULATIONS. REFER TO THERMOSASH WEBSITE FOR FULL TERMS AND CONDITIONS.

A	ENCLAD™ HIGH PRESSURE LAMINATE
B	62mm - 75mm NOMINAL VENTILATION ZONE (AIR GAP)
C	* 125mm SYSTEM CAVITY TO ACCOMMODATE 50mm THICK INSULATION
D	* 50mm INSULATION (OPTION BY INSITE) FIRE STOP (OPTION BY INSITE)
*	OTHER OPTIONS AVAILABLE (PROJECT SPECIFIC) 137mm SYSTEM CAVITY FOR 75mm THICK INSULATION 162mm SYSTEM CAVITY FOR 100mm THICK INSULATION

[illegible]

ENCLAD™ HPL - HIGH PRESSURE LAMINATE

ENCLAD™ EN04 - HOOK ON SECRET FIXED

PANEL MIDSPAN SUPPORT DETAIL (PLAN VIEW)

Rev. : NOV 2022

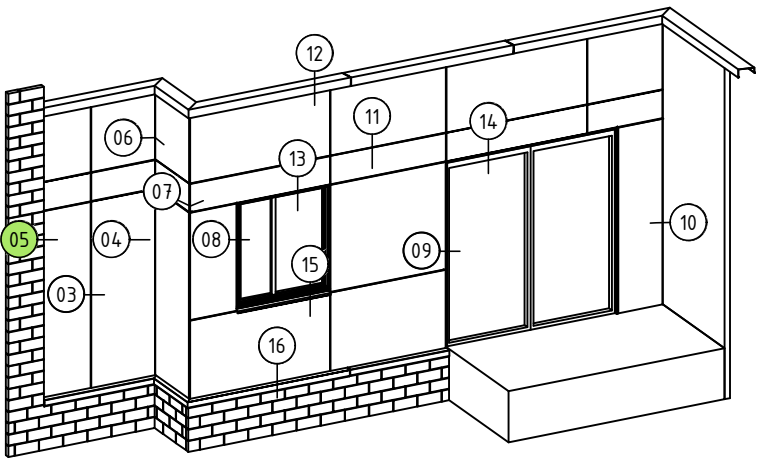
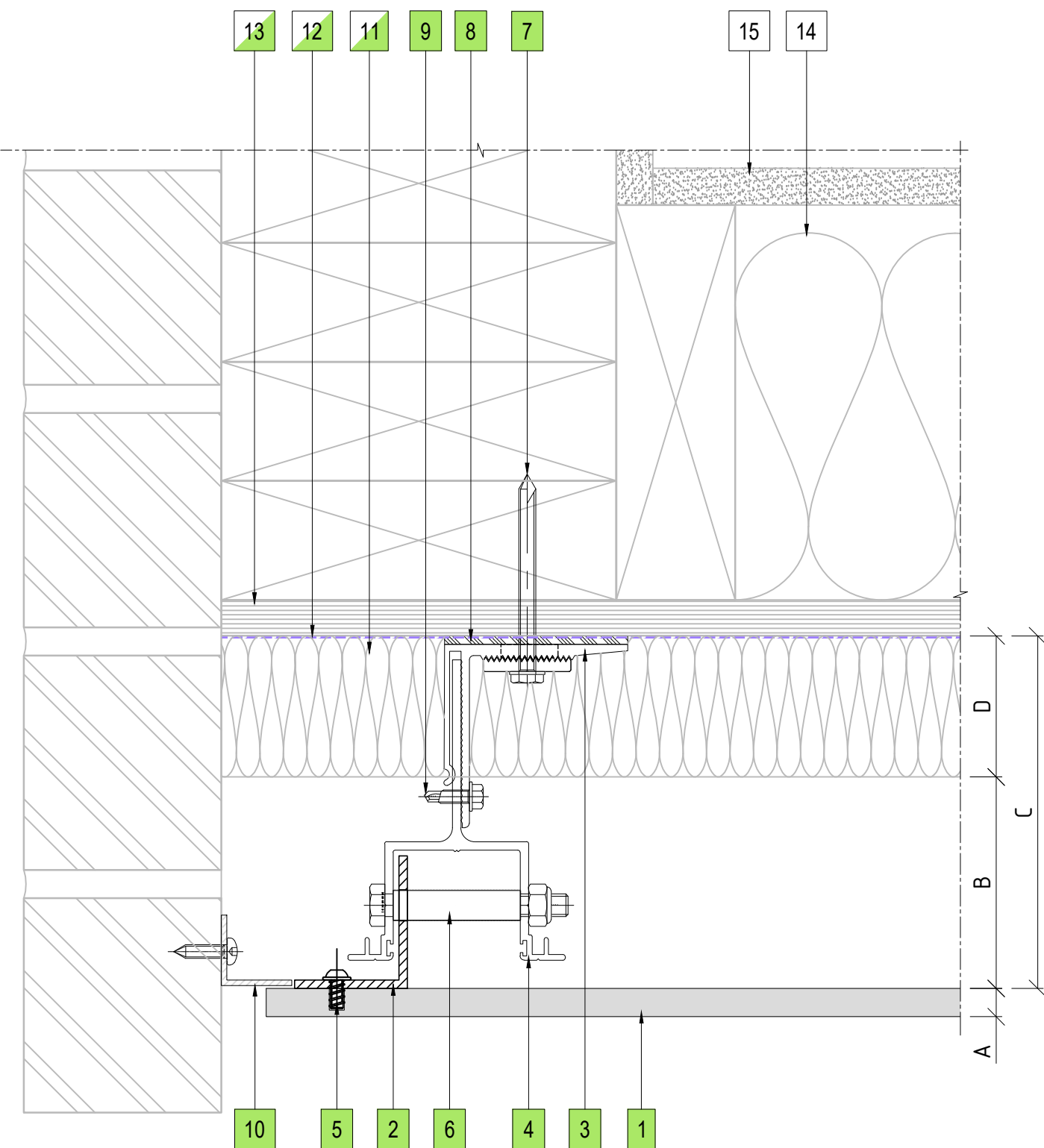
Detail # :	
------------	--

04





Thermosash
BUILDING ENVELOPE SOLUTIONS™

P: +64 9 444 4944
www.thermosash.co.nz



05 BRICKWALL ABUTMENT DETAIL
ENCLAD™ HPL PANEL

PART OF THE THERMOSASH GROUP COMPANIES :



COPYRIGHT : THESE DESIGNS, DETAILS AND/OR SPECIFICATIONS AND THE COPYRIGHT THEREIN, REMAIN THE PROPERTY OF THERMOSASH COMMERCIAL LIMITED.

DISCLAIMER : THESE DETAILS ARE PROVIDED FOR INDICATIVE PURPOSES ONLY. CONSTRUCTION/SYSTEM DETAILS CAN VARY DEPENDING ON PROJECT SPECIFIC SPECIFICATION AND ENGINEERING REQUIREMENTS. THE DESIGNER IS RESPONSIBLE FOR ENSURING DETAILS SATISFY ALL NEW ZEALAND BUILDING CODE CLAUSES. THE DESIGNER IS RESPONSIBLE FOR ENSURING BUILDING WRAPS, FIRESTOPS AND INSULATION/SPECIFICATION COMPLY WITH MANUFACTURERS RECOMMENDATIONS AND NZBC REGULATIONS. REFER TO THERMOSASH WEBSITE FOR FULL TERMS AND CONDITIONS.

LEGEND	
A	ENCLAD™ HIGH PRESSURE LAMINATE
B	62mm - 75mm NOMINAL VENTILATION ZONE (AIR GAP)
C	* 125mm SYSTEM CAVITY TO ACCOMMODATE 50mm THICK INSULATION
D	* 50mm INSULATION (OPTION BY INSITE) FIRE STOP (OPTION BY INSITE)
*	OTHER OPTIONS AVAILABLE (PROJECT SPECIFIC) 137mm SYSTEM CAVITY FOR 75mm THICK INSULATION 162mm SYSTEM CAVITY FOR 100mm THICK INSULATION

PARTS LIST	
1	ENCLAD™ HPL PANEL
2	ENCLAD EN01 ALUMINIUM SUPPORT PROFILE
3	ENCLAD EN01 ALUMINIUM HELPING HAND BRACKET
4	ENCLAD EN01 ALUMINIUM CHANNEL PROFILE
5	ENCLAD PANEL FIXING (STAINLESS STEEL)
6	ENCLAD FIXING FOR HOOK (STAINLESS STEEL)
7	ENCLAD HOST STRUCTURAL FIXING (STAINLESS STEEL)
8	ENCLAD THERMAL ISOLATION PAD
9	ENCLAD BRACKET TO RAIL FIXING (STAINLESS STEEL)
10	ENCLAD ALUMINIUM VENT CLOSURE
11	CAVITY INSULATION (OPTION BY INSITE)
12	BUILDING WRAP / MEMBRANE (OPTION BY INSITE)
13	RIGID AIR BARRIER / SHEATHING BOARD (OPTION BY INSITE)
14	WALL INSULATION (BY OTHERS)
15	PLASTER BOARD (BY OTHERS)

Cladding Type :

ENCLAD™ HPL - HIGH PRESSURE LAMINATE

Support System :


ENCLAD™ EN04 - HOOK ON SECRET FIXED

Detail Description :

BRICKWALL ABUTMENT DETAIL (PLAN VIEW)

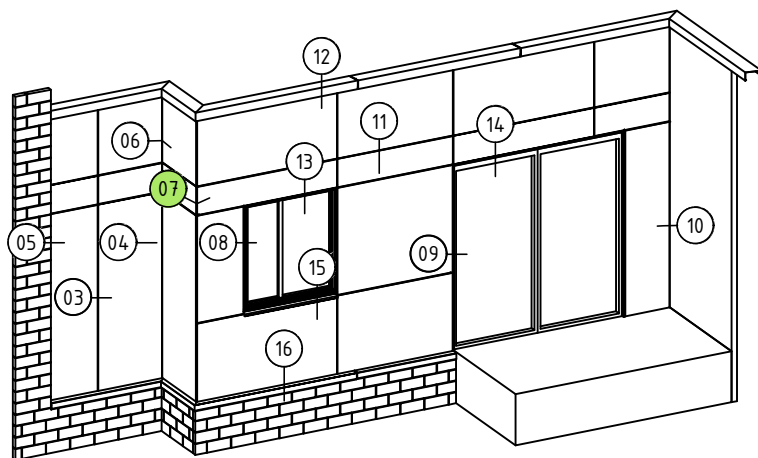
Scale @ A3 : 1:2	Rev. : NOV 2022
System # : HPL-EN04-HOA-SF1	Detail # : 05

ENCLAD™ RAINSCREEN SYSTEMS

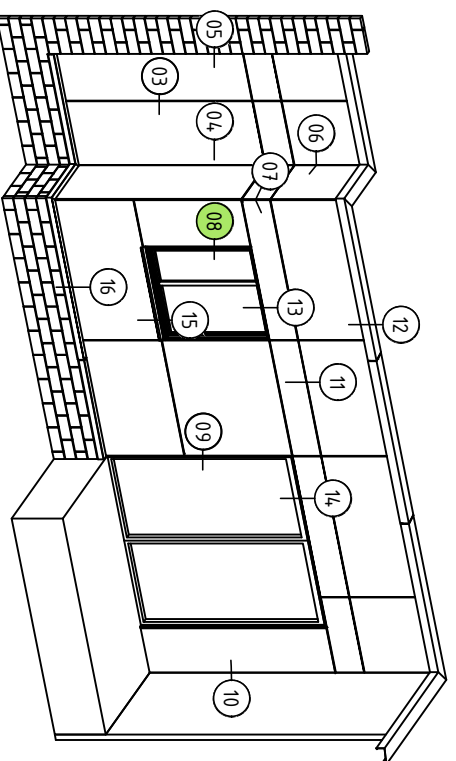
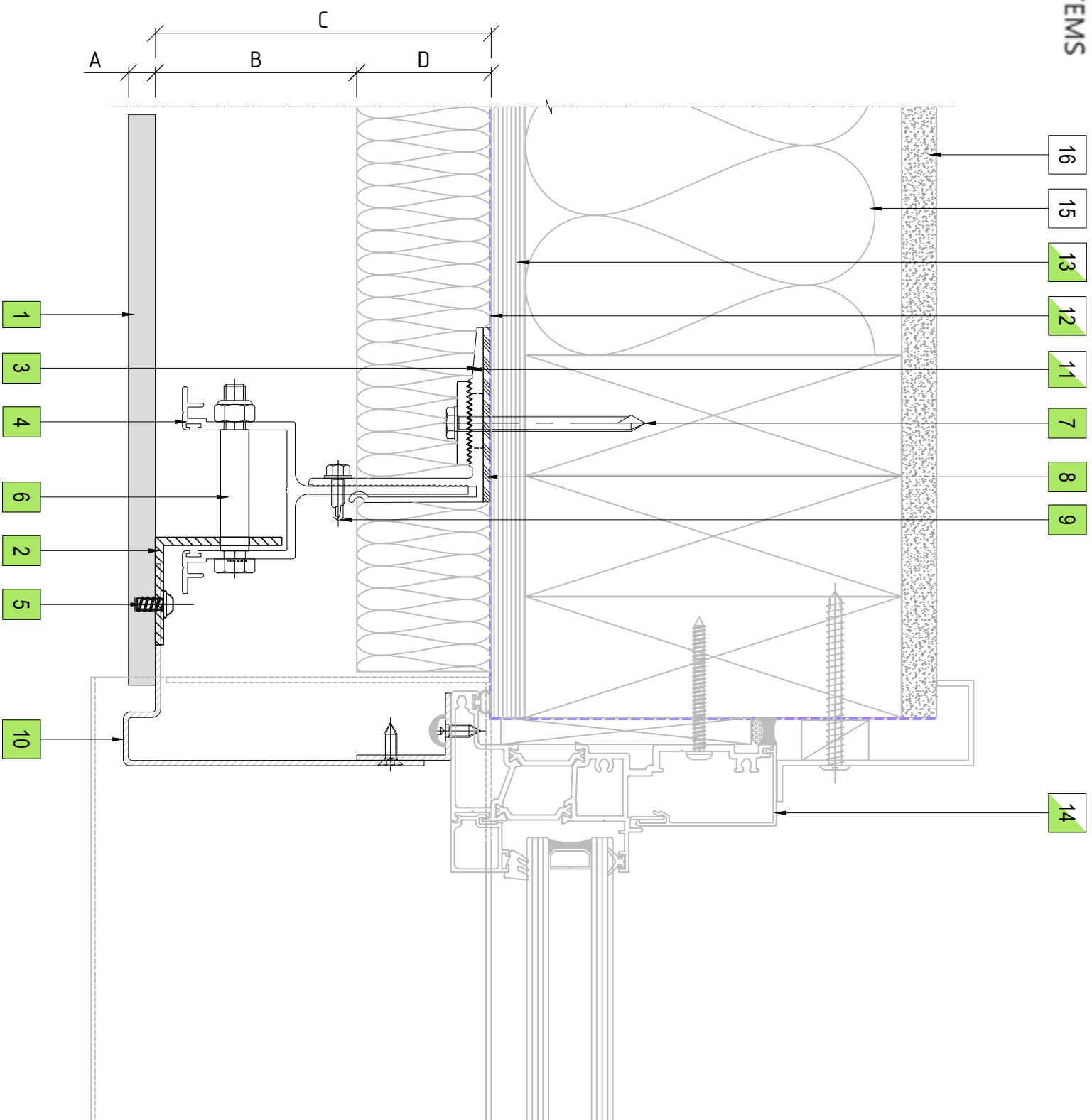


Thermosash
BUILDING ENVELOPE SOLUTIONS™

158 CENTRAL PARK DRIVE,
HENDERSON,
AUCKLAND 0610
NEW ZEALAND
P: +64 9 444 4944
www.thermosash.co.nz



07 EXTERNAL CORNER PANEL DETAIL
ENCLAD™ HPL PANEL



08 WINDOW JAMB DETAIL
ENCLAD™ HPL PANEL

COPYRIGHT : THESE DESIGNS, DETAILS AND/OR SPECIFICATIONS AND THE COPYRIGHT THEREIN, REMAIN THE PROPERTY OF THERMOSASH COMMERCIAL LIMITED.

DISCLAIMER: THESE DETAILS ARE PROVIDED FOR INDICATIVE PURPOSES ONLY. CONSTRUCTION/SYSTEM DETAILS CAN VARY DEPENDING ON PROJECT SPECIFICATION AND ENGINEERING REQUIREMENTS. THE DESIGNER IS RESPONSIBLE FOR ENSURING DETAILS SATISFY ALL NEW ZEALAND BUILDING CODE CLAUSES. THE DESIGNER IS RESPONSIBLE FOR ENSURING BUILDING WRAPS, FIRESTOPPS AND INSULATION/SPECIFICATION COMPLY WITH MANUFACTURER'S RECOMMENDATIONS AND NZBC REGULATIONS. REFER TO THERMOCLASH WEBSITE FOR FULL TERMS AND CONDITIONS.

LEGEND

A	ENCLAD™ HIGH PRESSURE LAMINATE
B	62mm - 75mm NOMINAL VENTILATION ZONE (AIR GAP)
C	* 125mm SYSTEM CAVITY TO ACCOMMODATE 50mm THICK INSULATION
D	* 50mm INSULATION (OPTION BY INSTE) FIRE STOP (OPTION BY INSTE)
*	OTHER OPTIONS AVAILABLE (PROJECT SPECIFIC) 137mm SYSTEM CAVITY FOR 75mm THICK INSULATION 162mm SYSTEM CAVITY FOR 100mm THICK INSULATION

PARTS LIST

1	ENCLAD™ HPL PANEL
2	ENCLAD ENOI ALUMINIUM SUPPORT PROFILE
3	ENCLAD ENOI ALUMINIUM HELPING HAND BRACKET
4	ENCLAD ENOI ALUMINIUM CHANNEL PROFILE
5	ENCLAD PANEL FIXING (STAINLESS STEEL)
6	ENCLAD FIXING FOR HOOK (STAINLESS STEEL)
7	ENCLAD HOST STRUCTURAL FIXING (STAINLESS STEEL)
8	ENCLAD THERMAL ISOLATION PAD
9	ENCLAD BRACKET TO RAIL FIXING (STAINLESS STEEL)
10	ENCLAD ALUMINIUM CLOSURE
11	CAVITY INSULATION (OPTION BY INSTTE)
12	BUILDING WRAP / MEMBRANE (OPTION BY INSTTE)
13	RIGID AIR BARRIER / SHEATHING BOARD (OPTION BY INSTTE)
14	ALUMINIUM DOORS, WINDOWS & REVEALS (OPTION BY INSTTE)
15	WALL INSULATION (BY OTHERS)
16	PLASTER BOARD (BY OTHERS)

Cladding Type :

**ENCLAD™ HPL -
HIGH PRESSURE LAMINATE**

Support System :

ENCLAD™ EN04 - HOOK ON SECRET FIXED

Detail Description :
WINDOW JAMB DETAIL (PLAN VIEW)

Scale @ A3: 1:2

Rev.: NOV 2022

System #:

Detail #:

HPL-EN04-HOA-SF1

ENCLAD™ RAINSCREEN SYSTEMS



Thermosash

BUILDING ENVELOPE SOLUTIONS™
www.thermosash.co.nz

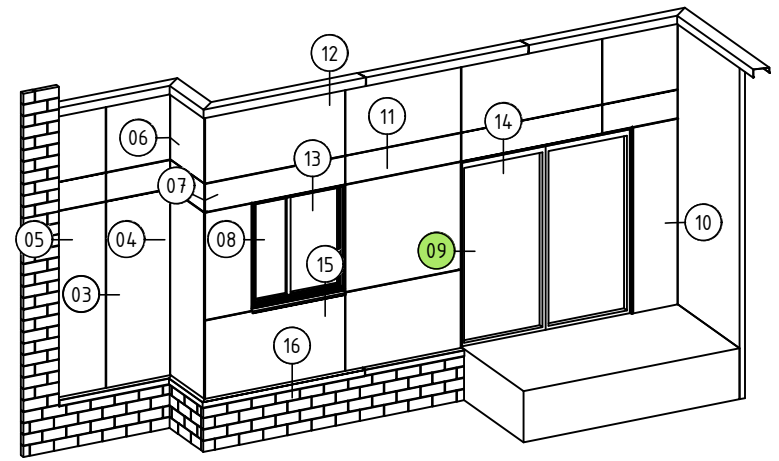
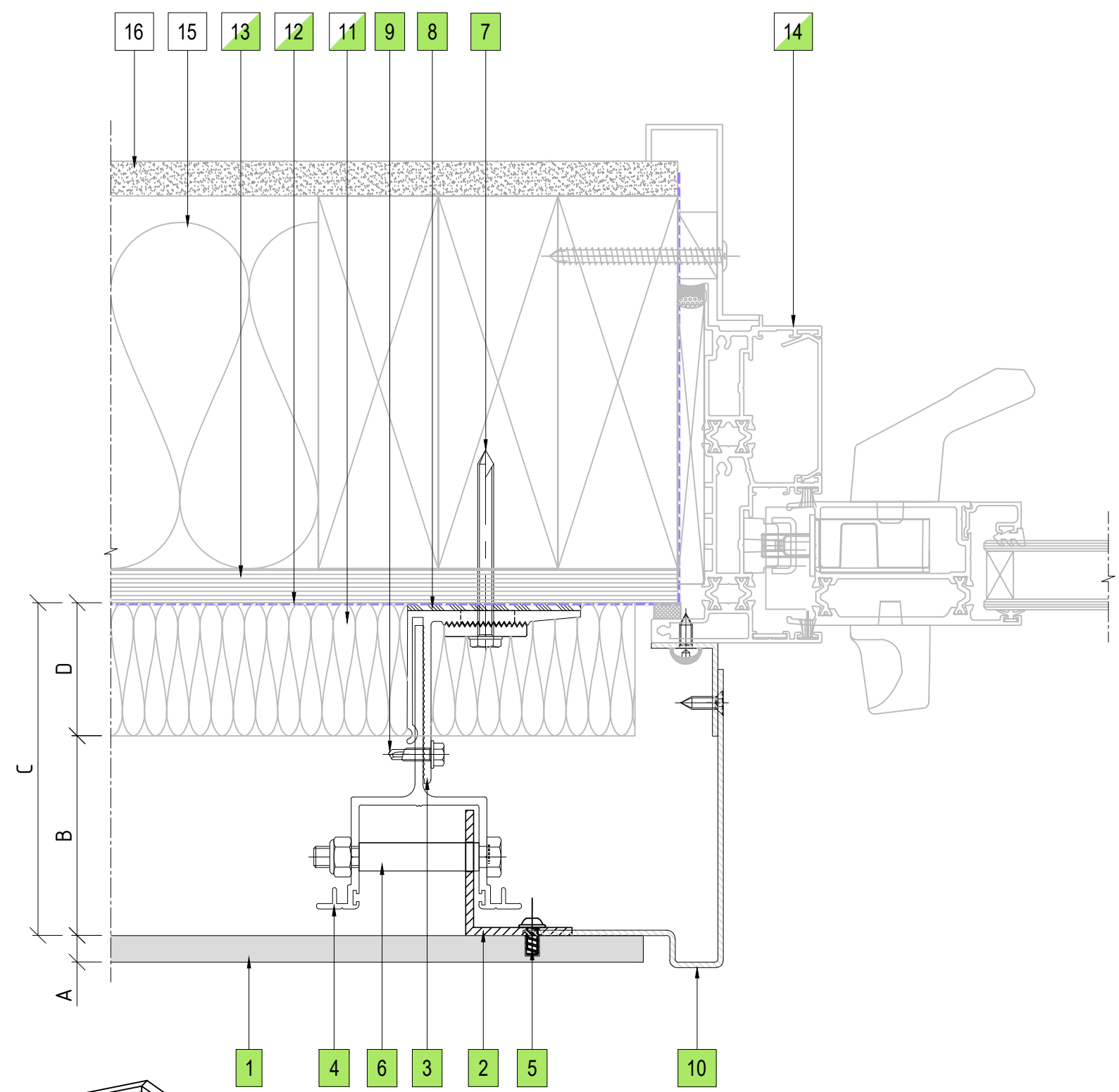
158 CENTRAL PARK DRIVE,

AUCKLAND 0610

NEW ZEALAND


P: +64 9 444 494

www.thermosash.co.nz




09 DOOR JAMB DETAIL
ENCLAD™ HPL PANEL

PART OF THE THERMOSASH GROUP COMPANIES :



Thermosash

BUILDING ENVELOPE SOLUTIONS™



WoodsGlass

BUILDING INNOVATIVE GLAZING SOLUTIONS

COPYRIGHT : THESE DESIGNS, DETAILS AND/OR SPECIFICATIONS AND THE COPYRIGHT THEREIN, REMAIN THE PROPERTY OF THERMOSASH COMMERCIAL LIMITED.

DISCLAIMER : THESE DETAILS ARE PROVIDED FOR INDICATIVE PURPOSES ONLY. CONSTRUCTION/SYSTEM DETAILS CAN VARY DEPENDING ON PROJECT SPECIFIC SPECIFICATION AND ENGINEERING REQUIREMENTS. THE DESIGNER IS RESPONSIBLE FOR ENSURING DETAILS SATISFY ALL NEW ZEALAND BUILDING CODE CLAUSES. THE DESIGNER IS RESPONSIBLE FOR ENSURING BUILDING WRAPS, FIRESTOPS AND INSULATION/SPECIFICATION COMPLY WITH MANUFACTURERS RECOMMENDATIONS AND NZBC REGULATIONS. REFER TO THERMOSASH WEBSITE FOR FULL TERMS AND CONDITIONS.

LEGEND

A	ENCLAD™ HIGH PRESSURE LAMINATE
B	62mm - 75mm NOMINAL VENTILATION ZONE (AIR GAP)
C	* 125mm SYSTEM CAVITY TO ACCOMMODATE 50mm THICK INSULATION
D	* 50mm INSULATION (OPTION BY INSITE) FIRE STOP (OPTION BY INSITE)
*	OTHER OPTIONS AVAILABLE (PROJECT SPECIFIC) 137mm SYSTEM CAVITY FOR 75mm THICK INSULATION 162mm SYSTEM CAVITY FOR 100mm THICK INSULATION

PARTS LIST

1	ENCLAD™ HPL PANEL
2	ENCLAD EN01 ALUMINIUM SUPPORT PROFILE
3	ENCLAD EN01 ALUMINIUM HELPING HAND BRACKET
4	ENCLAD EN01 ALUMINIUM CHANNEL PROFILE
5	ENCLAD PANEL FIXING (STAINLESS STEEL)
6	ENCLAD FIXING FOR HOOK (STAINLESS STEEL)
7	ENCLAD HOST STRUCTURAL FIXING (STAINLESS STEEL)
8	ENCLAD THERMAL ISOLATION PAD
9	ENCLAD BRACKET TO RAIL FIXING (STAINLESS STEEL)
10	ENCLAD ALUMINIUM CLOSURE
11	CAVITY INSULATION (OPTION BY INSITE)
12	BUILDING WRAP / MEMBRANE (OPTION BY INSITE)
13	RIGID AIR BARRIER / SHEATHING BOARD (OPTION BY INSITE)
14	ALUMINIUM DOORS, WINDOWS & REVEALS (OPTION BY INSITE)
15	WALL INSULATION (BY OTHERS)
16	PLASTER BOARD (BY OTHERS)

Cladding Type :
**ENCLAD™ HPL -
HIGH PRESSURE LAMINATE**

Support System :
ENCLAD™ EN04 - HOOK ON SECRET FIXED

Detail Description :
DOOR JAMB DETAIL (PLAN VIEW)


Scale @ A3 : 1:2

Rev. : NOV 2022

System # :
HPL-EN04-HOA-SF1

Detail # :
09

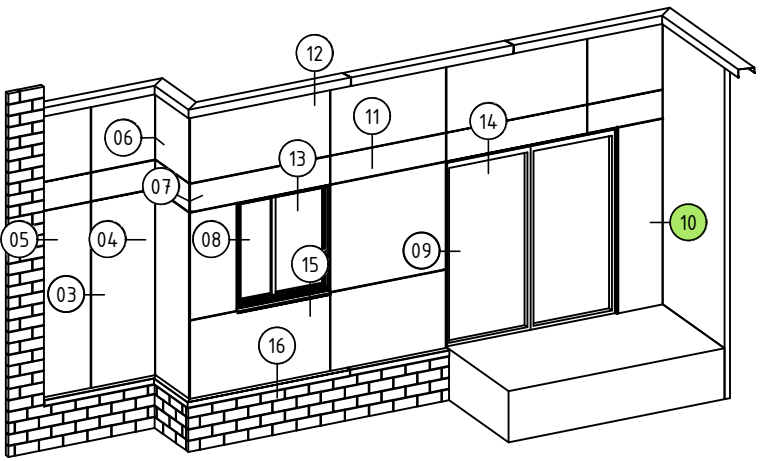
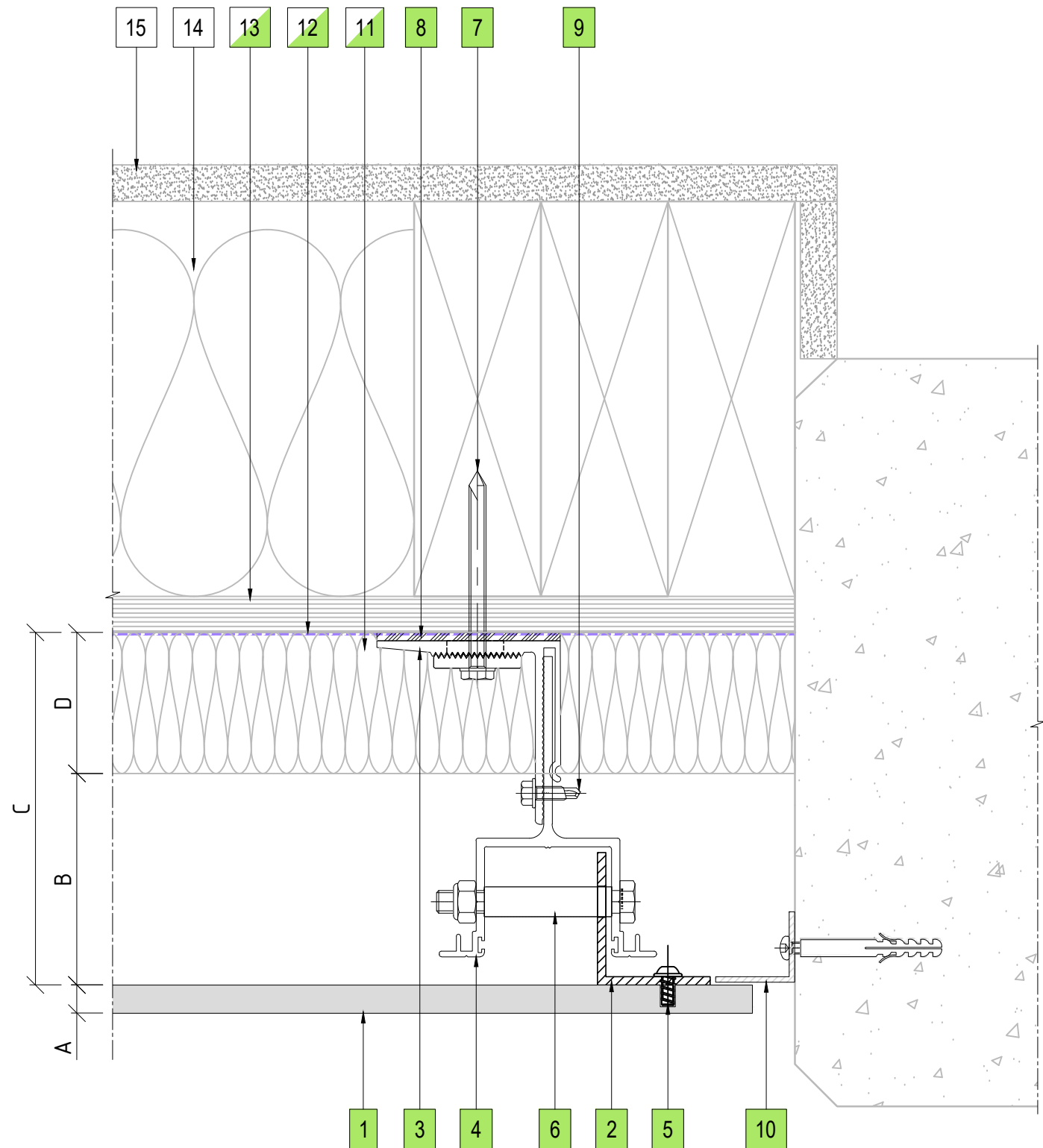
ENCLAD™ RAINSCREEN SYSTEMS



Thermosash



BUILDING ENVELOPE SOLUTIONS™

158 CENTRAL PARK DRIVE,
HENDERSON,
AUCKLAND 0610
NEW ZEALAND
P: +64 9 444 4944
www.thermosash.co.nz



10 CONCRETE WALL ABUTMENT DETAIL
ENCLAD™ HPL PANEL

PART OF THE THERMOSASH GROUP COMPANIES :



COPYRIGHT : THESE DESIGNS, DETAILS AND/OR SPECIFICATIONS AND THE COPYRIGHT THEREIN, REMAIN THE PROPERTY OF THERMOSASH COMMERCIAL LIMITED.

DISCLAIMER : THESE DETAILS ARE PROVIDED FOR INDICATIVE PURPOSES ONLY. CONSTRUCTION/SYSTEM DETAILS CAN VARY DEPENDING ON PROJECT SPECIFIC SPECIFICATION AND ENGINEERING REQUIREMENTS. THE DESIGNER IS RESPONSIBLE FOR ENSURING DETAILS SATISFY ALL NEW ZEALAND BUILDING CODE CLAUSES. THE DESIGNER IS RESPONSIBLE FOR ENSURING BUILDING WRAPS, FIRESTOPS AND INSULATION/SPECIFICATION COMPLY WITH MANUFACTURERS RECOMMENDATIONS AND NZBC REGULATIONS. REFER TO THERMOSASH WEBSITE FOR FULL TERMS AND CONDITIONS.

LEGEND	
A	ENCLAD™ HIGH PRESSURE LAMINATE
B	62mm - 75mm NOMINAL VENTILATION ZONE (AIR GAP)
C	* 125mm SYSTEM CAVITY TO ACCOMMODATE 50mm THICK INSULATION
D	* 50mm INSULATION (OPTION BY INSITE) FIRE STOP (OPTION BY INSITE)
*	OTHER OPTIONS AVAILABLE (PROJECT SPECIFIC) 137mm SYSTEM CAVITY FOR 75mm THICK INSULATION 162mm SYSTEM CAVITY FOR 100mm THICK INSULATION

PARTS LIST	
1	ENCLAD™ HPL PANEL
2	ENCLAD EN01 ALUMINIUM SUPPORT PROFILE
3	ENCLAD EN01 ALUMINIUM HELPING HAND BRACKET
4	ENCLAD EN01 ALUMINIUM CHANNEL PROFILE
5	ENCLAD PANEL FIXING (STAINLESS STEEL)
6	ENCLAD FIXING FOR HOOK (STAINLESS STEEL)
7	ENCLAD HOST STRUCTURAL FIXING (STAINLESS STEEL)
8	ENCLAD THERMAL ISOLATION PAD
9	ENCLAD BRACKET TO RAIL FIXING (STAINLESS STEEL)
10	ENCLAD ALUMINIUM VENT CLOSURE
11	CAVITY INSULATION (OPTION BY INSITE)
12	BUILDING WRAP / MEMBRANE (OPTION BY INSITE)
13	RIGID AIR BARRIER / SHEATHING BOARD (OPTION BY INSITE)
14	WALL INSULATION (BY OTHERS)
15	PLASTER BOARD (BY OTHERS)

Cladding Type :

ENCLAD™ HPL - HIGH PRESSURE LAMINATE

Support System :


ENCLAD™ EN04 - HOOK ON SECRET FIXED

Detail Description :

CONCRETE WALL ABUTMENT DETAIL (PLAN VIEW)

Scale @ A3 : 1:2	Rev. : NOV 2022
System # : HPL-EN04-HOA-SF1	Detail # : 10

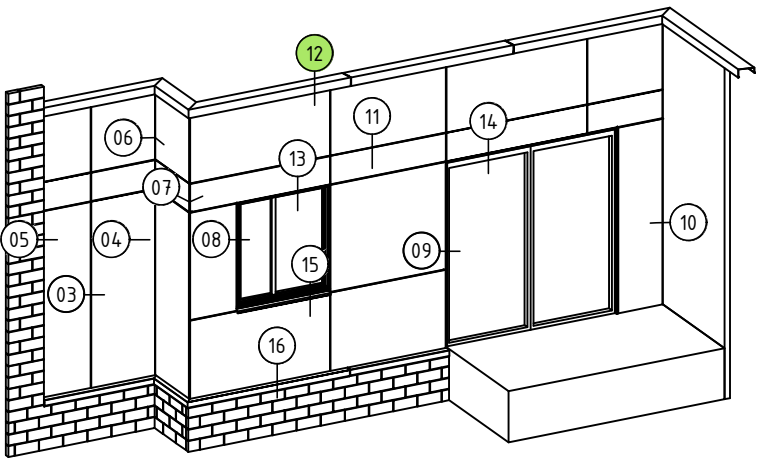
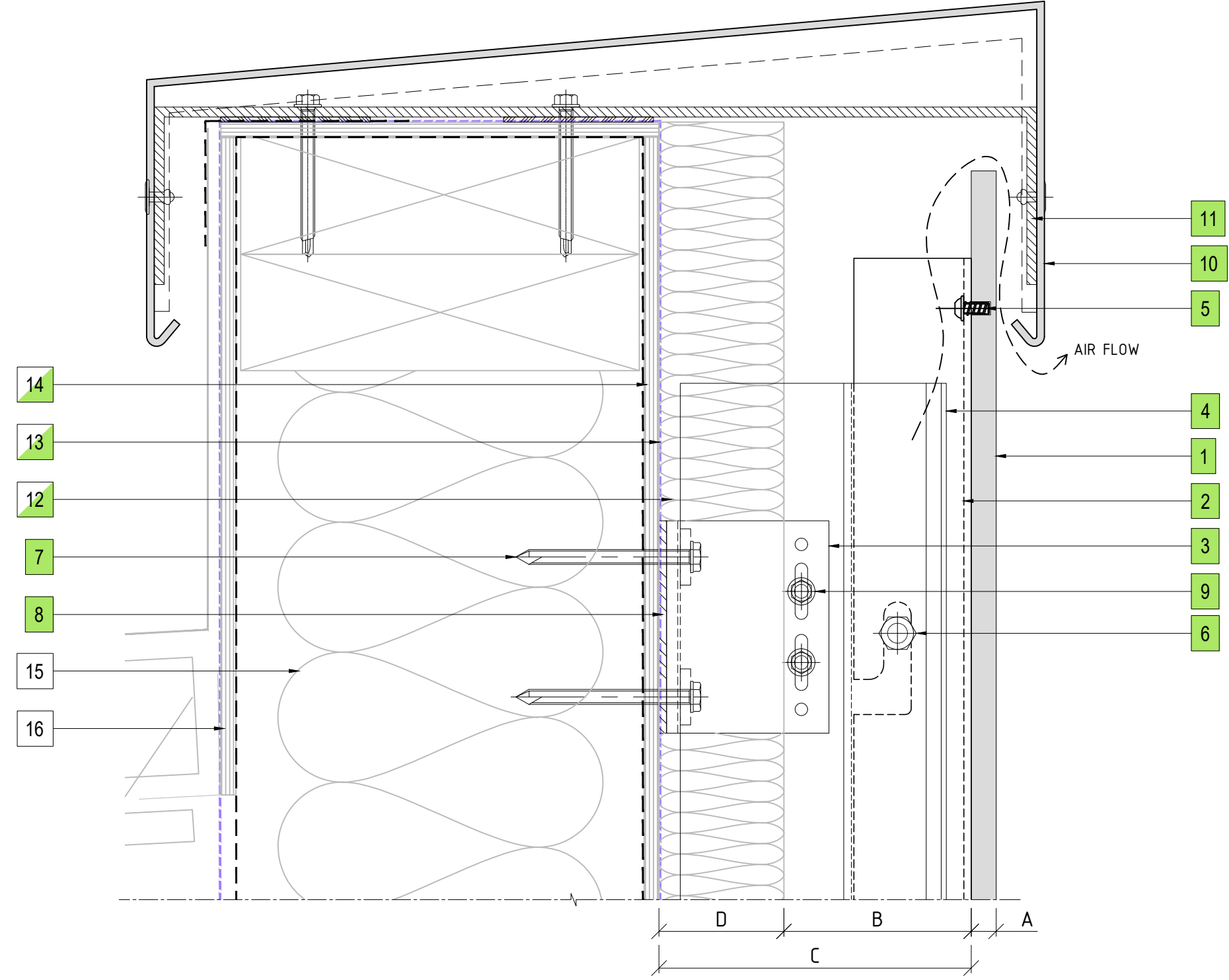
ENCLAD™ RAINSCREEN SYSTEMS



158 CENTRAL PARK DRIVE,
HENDERSON,
AUCKLAND 0610
NEW ZEALAND
P: +64 9 444 4944
www.thermosash.co.nz


P: +64 9 444 4944
www.thermosash.co.nz






12 PARAPET FLASHING DETAIL
ENCLAD™ HPL PANEL

PART OF THE THERMOSASH GROUP COMPANIES :



Thermosash
BUILDING ENVELOPE SOLUTIONS™



WoodsGlass
BUILDING INNOVATIVE GLAZING SOLUTIONS

COPYRIGHT : THESE DESIGNS, DETAILS AND/OR SPECIFICATIONS AND THE COPYRIGHT THEREIN, REMAIN THE PROPERTY OF THERMOSASH COMMERCIAL LIMITED.

DISCLAIMER : THESE DETAILS ARE PROVIDED FOR INDICATIVE PURPOSES ONLY. CONSTRUCTION/SYSTEM DETAILS CAN VARY DEPENDING ON PROJECT SPECIFIC SPECIFICATION AND ENGINEERING REQUIREMENTS. THE DESIGNER IS RESPONSIBLE FOR ENSURING DETAILS SATISFY ALL NEW ZEALAND BUILDING CODE CLAUSES. THE DESIGNER IS RESPONSIBLE FOR ENSURING BUILDING WRAPS, FIRESTOPS AND INSULATION/SPECIFICATION COMPLY WITH MANUFACTURERS RECOMMENDATIONS AND NZBC REGULATIONS. REFER TO THERMOSASH WEBSITE FOR FULL TERMS AND CONDITIONS.

LEGEND

A	ENCLAD™ HIGH PRESSURE LAMINATE
B	62mm - 75mm NOMINAL VENTILATION ZONE (AIR GAP)
C	* 125mm SYSTEM CAVITY TO ACCOMMODATE 50mm THICK INSULATION
D	* 50mm INSULATION (OPTION BY INSITE) FIRE STOP (OPTION BY INSITE)
*	OTHER OPTIONS AVAILABLE (PROJECT SPECIFIC) 137mm SYSTEM CAVITY FOR 75mm THICK INSULATION 162mm SYSTEM CAVITY FOR 100mm THICK INSULATION

PARTS LIST

1	ENCLAD™ HPL PANEL
2	ENCLAD EN01 ALUMINIUM SUPPORT PROFILE
3	ENCLAD EN01 ALUMINIUM HELPING HAND BRACKET
4	ENCLAD EN01 ALUMINIUM CHANNEL PROFILE
5	ENCLAD PANEL FIXING (STAINLESS STEEL)
6	ENCLAD FIXING FOR HOOK (STAINLESS STEEL)
7	ENCLAD HOST STRUCTURAL FIXING (STAINLESS STEEL)
8	ENCLAD THERMAL ISOLATION PAD
9	ENCLAD BRACKET TO RAIL FIXING (STAINLESS STEEL)
10	ENCLAD ALUMINIUM FLASHING
11	ENCLAD ALUMINIUM BRACKET
12	CAVITY INSULATION (OPTION BY INSITE)
13	BUILDING WRAP / MEMBRANE (OPTION BY INSITE)
14	RIGID AIR BARRIER / SHEATHING BOARD (OPTION BY INSITE)
15	WALL INSULATION (BY OTHERS)
16	PLASTER BOARD (BY OTHERS)

Cladding Type :
**ENCLAD™ HPL -
HIGH PRESSURE LAMINATE**

Support System :
ENCLAD™ EN04 - HOOK ON SECRET FIXED

Detail Description :
PARAPET FLASHING DETAIL (SECTION VIEW)


Scale @ A3 : 1:2

Rev. : NOV 2022

System # :
HPL-EN04-HOA-SF1

Detail # :
12

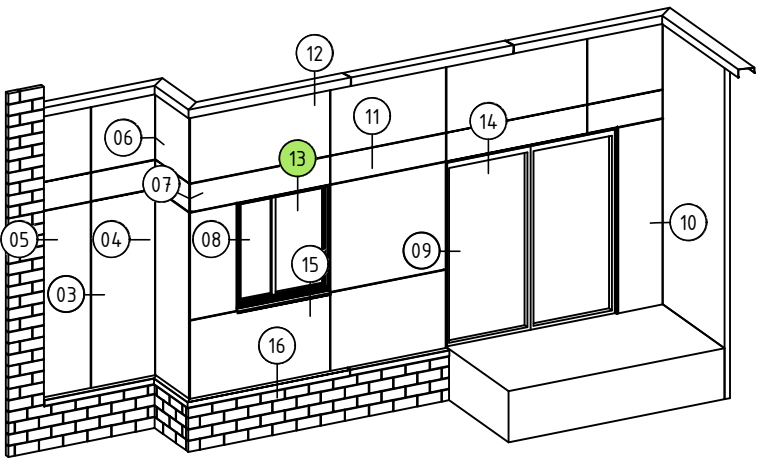
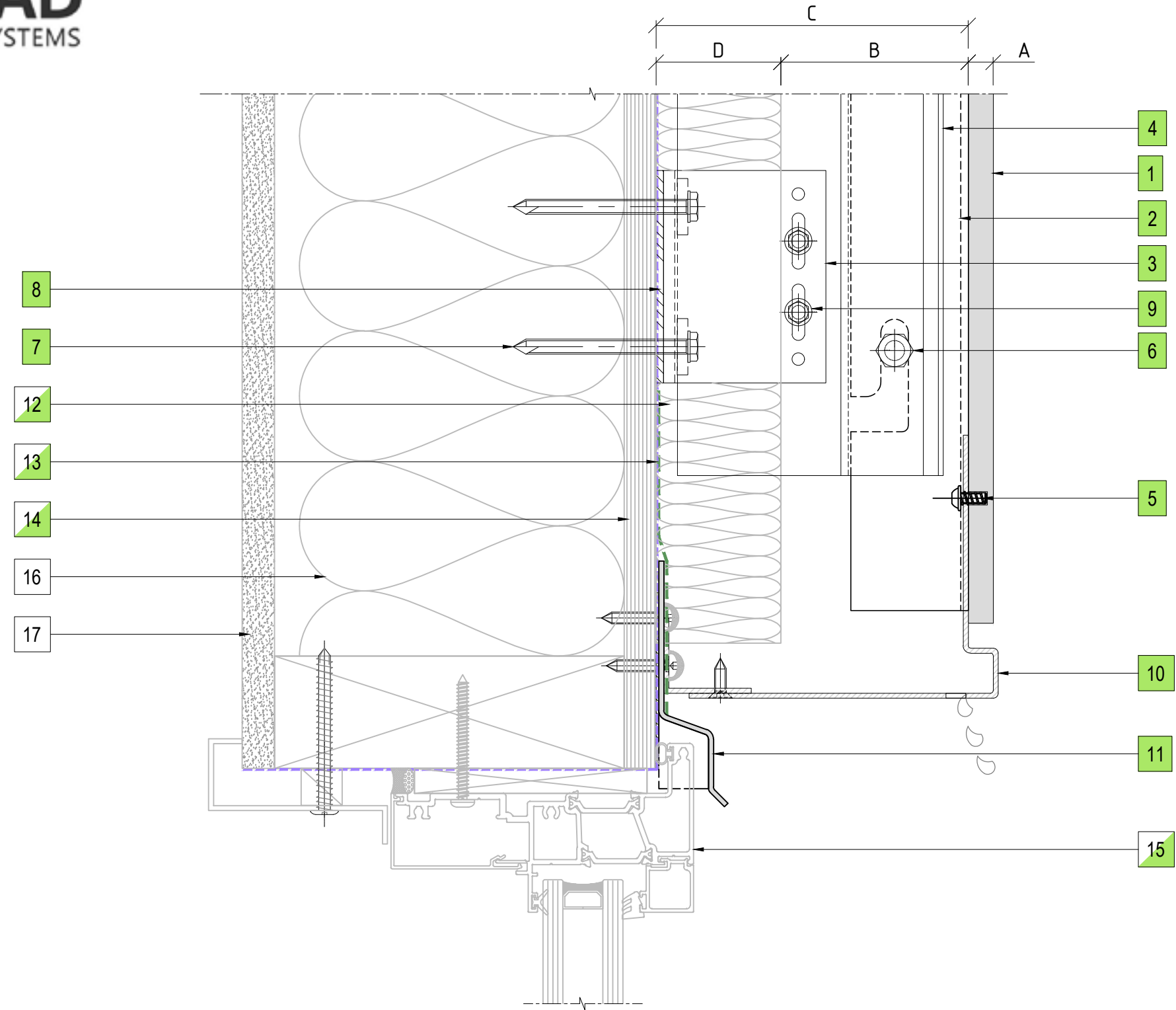
ENCLAD™ RAINSCREEN SYSTEMS



Thermosash
BUILDING ENVELOPE SOLUTIONS™



158 CENTRAL PARK DRIVE,
HENDERSON,
AUCKLAND 0610
NEW ZEALAND

P: +64 9 444 4944
www.thermosash.co.nz



13 WINDOW HEAD DETAIL
ENCLAD™ HPL PANEL

PART OF THE THERMOSASH GROUP COMPANIES :



COPYRIGHT : THESE DESIGNS, DETAILS AND/OR SPECIFICATIONS AND THE COPYRIGHT THEREIN, REMAIN THE PROPERTY OF THERMOSASH COMMERCIAL LIMITED.

DISCLAIMER : THESE DETAILS ARE PROVIDED FOR INDICATIVE PURPOSES ONLY. CONSTRUCTION/SYSTEM DETAILS CAN VARY DEPENDING ON PROJECT SPECIFIC SPECIFICATION AND ENGINEERING REQUIREMENTS. THE DESIGNER IS RESPONSIBLE FOR ENSURING DETAILS SATISFY ALL NEW ZEALAND BUILDING CODE CLAUSES. THE DESIGNER IS RESPONSIBLE FOR ENSURING BUILDING WRAPS, FIRESTOPS AND INSULATION/SPECIFICATION COMPLY WITH MANUFACTURERS RECOMMENDATIONS AND NZBC REGULATIONS. REFER TO THERMOSASH WEBSITE FOR FULL TERMS AND CONDITIONS.

LEGEND	
A	ENCLAD™ HIGH PRESSURE LAMINATE
B	62mm - 75mm NOMINAL VENTILATION ZONE (AIR GAP)
C	* 125mm SYSTEM CAVITY TO ACCOMMODATE 50mm THICK INSULATION
D	* 50mm INSULATION (OPTION BY INSITE) FIRE STOP (OPTION BY INSITE)
*	OTHER OPTIONS AVAILABLE (PROJECT SPECIFIC) 137mm SYSTEM CAVITY FOR 75mm THICK INSULATION 162mm SYSTEM CAVITY FOR 100mm THICK INSULATION

PARTS LIST	
1	ENCLAD™ HPL PANEL
2	ENCLAD EN01 ALUMINIUM SUPPORT PROFILE
3	ENCLAD EN01 ALUMINIUM HELPING HAND BRACKET
4	ENCLAD EN01 ALUMINIUM CHANNEL PROFILE
5	ENCLAD PANEL FIXING (STAINLESS STEEL)
6	ENCLAD FIXING FOR HOOK (STAINLESS STEEL)
7	ENCLAD HOST STRUCTURAL FIXING (STAINLESS STEEL)
8	ENCLAD THERMAL ISOLATION PAD
9	ENCLAD BRACKET TO RAIL FIXING (STAINLESS STEEL)
10	ENCLAD ALUMINIUM CLOSURE
11	ENCLAD ALUMINIUM FLASHING
12	CAVITY INSULATION (OPTION BY INSITE)
13	BUILDING WRAP / MEMBRANE (OPTION BY INSITE)
14	RIGID AIR BARRIER / SHEATHING BOARD (OPTION BY INSITE)
15	ALUMINIUM DOORS, WINDOWS & REVEALS (OPTION BY INSITE)
16	WALL INSULATION (BY OTHERS)
17	PLASTER BOARD (BY OTHERS)

Cladding Type :

ENCLAD™ HPL - HIGH PRESSURE LAMINATE

Support System :


ENCLAD™ EN04 - HOOK ON SECRET FIXED

Detail Description :

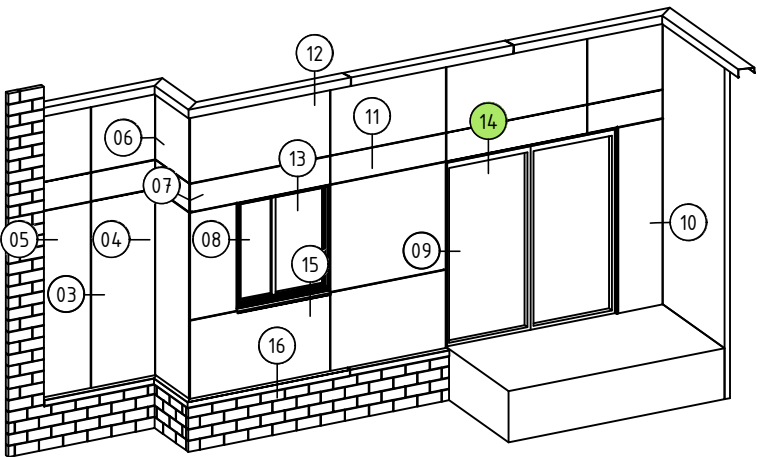
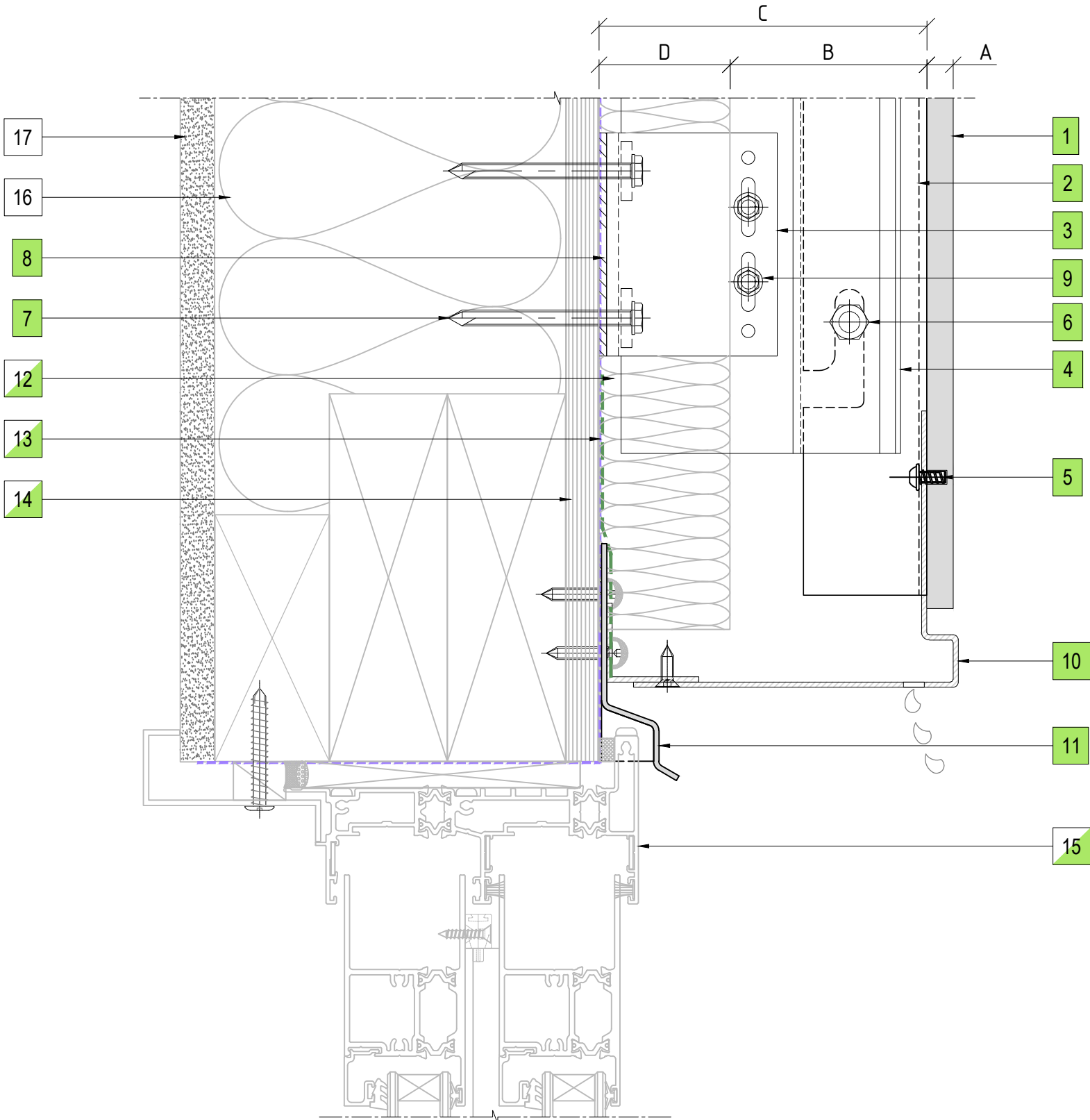
WINDOW HEAD DETAIL (SECTION VIEW)

Scale @ A3 : 1:2	Rev. : NOV 2022
System # : HPL-EN04-HOA-SF1	Detail # : 13

ENCLAD™ RAINSCREEN SYSTEMS



158 CENTRAL PARK DRIVE,
HENDERSON,
AUCKLAND 0610
NEW ZEALAND
P: +64 9 444 4944
www.thermosash.co.nz



14 DOOR HEAD DETAIL
ENCLAD™ HPL PANEL

PART OF THE THERMOSASH GROUP COMPANIES :



COPYRIGHT : THESE DESIGNS, DETAILS AND/OR SPECIFICATIONS AND THE COPYRIGHT THEREIN, REMAIN THE PROPERTY OF THERMOSASH COMMERCIAL LIMITED.

DISCLAIMER : THESE DETAILS ARE PROVIDED FOR INDICATIVE PURPOSES ONLY. CONSTRUCTION/SYSTEM DETAILS CAN VARY DEPENDING ON PROJECT SPECIFIC SPECIFICATION AND ENGINEERING REQUIREMENTS. THE DESIGNER IS RESPONSIBLE FOR ENSURING DETAILS SATISFY ALL NEW ZEALAND BUILDING CODE CLAUSES. THE DESIGNER IS RESPONSIBLE FOR ENSURING BUILDING WRAPS, FIRESTOPS AND INSULATION/SPECIFICATION COMPLY WITH MANUFACTURERS RECOMMENDATIONS AND NZBC REGULATIONS. REFER TO THERMOSASH WEBSITE FOR FULL TERMS AND CONDITIONS.

LEGEND

A	ENCLAD™ HIGH PRESSURE LAMINATE
B	62mm - 75mm NOMINAL VENTILATION ZONE (AIR GAP)
C	* 125mm SYSTEM CAVITY TO ACCOMMODATE 50mm THICK INSULATION
D	* 50mm INSULATION (OPTION BY INSITE) FIRE STOP (OPTION BY INSITE)
*	OTHER OPTIONS AVAILABLE (PROJECT SPECIFIC) 137mm SYSTEM CAVITY FOR 75mm THICK INSULATION 162mm SYSTEM CAVITY FOR 100mm THICK INSULATION

PARTS LIST

1	ENCLAD™ HPL PANEL
2	ENCLAD EN01 ALUMINIUM SUPPORT PROFILE
3	ENCLAD EN01 ALUMINIUM HELPING HAND BRACKET
4	ENCLAD EN01 ALUMINIUM CHANNEL PROFILE
5	ENCLAD PANEL FIXING (STAINLESS STEEL)
6	ENCLAD FIXING FOR HOOK (STAINLESS STEEL)
7	ENCLAD HOST STRUCTURAL FIXING (STAINLESS STEEL)
8	ENCLAD THERMAL ISOLATION PAD
9	ENCLAD BRACKET TO RAIL FIXING (STAINLESS STEEL)
10	ENCLAD ALUMINIUM CLOSURE
11	ENCLAD ALUMINIUM FLASHING
12	CAVITY INSULATION (OPTION BY INSITE)
13	BUILDING WRAP / MEMBRANE (OPTION BY INSITE)
14	RIGID AIR BARRIER / SHEATHING BOARD (OPTION BY INSITE)
15	ALUMINIUM DOORS, WINDOWS & REVEALS (OPTION BY INSITE)
16	WALL INSULATION (BY OTHERS)
17	PLASTER BOARD (BY OTHERS)

Cladding Type :

**ENCLAD™ HPL -
HIGH PRESSURE LAMINATE**

Support System :

ENCLAD™ EN04 - HOOK ON SECRET FIXED

Detail Description :

DOOR HEAD DETAIL (SECTION VIEW)

Scale @ A3 : 1:2

Rev. : NOV 2022

System # :

HPL-EN04-HOA-SF1

Detail # :

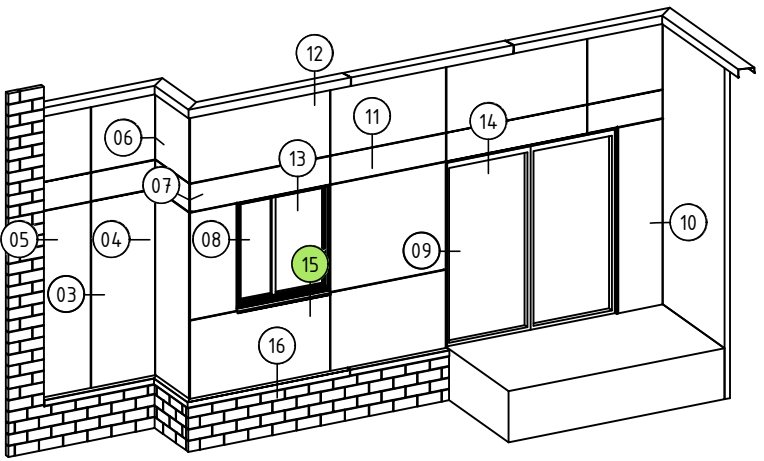
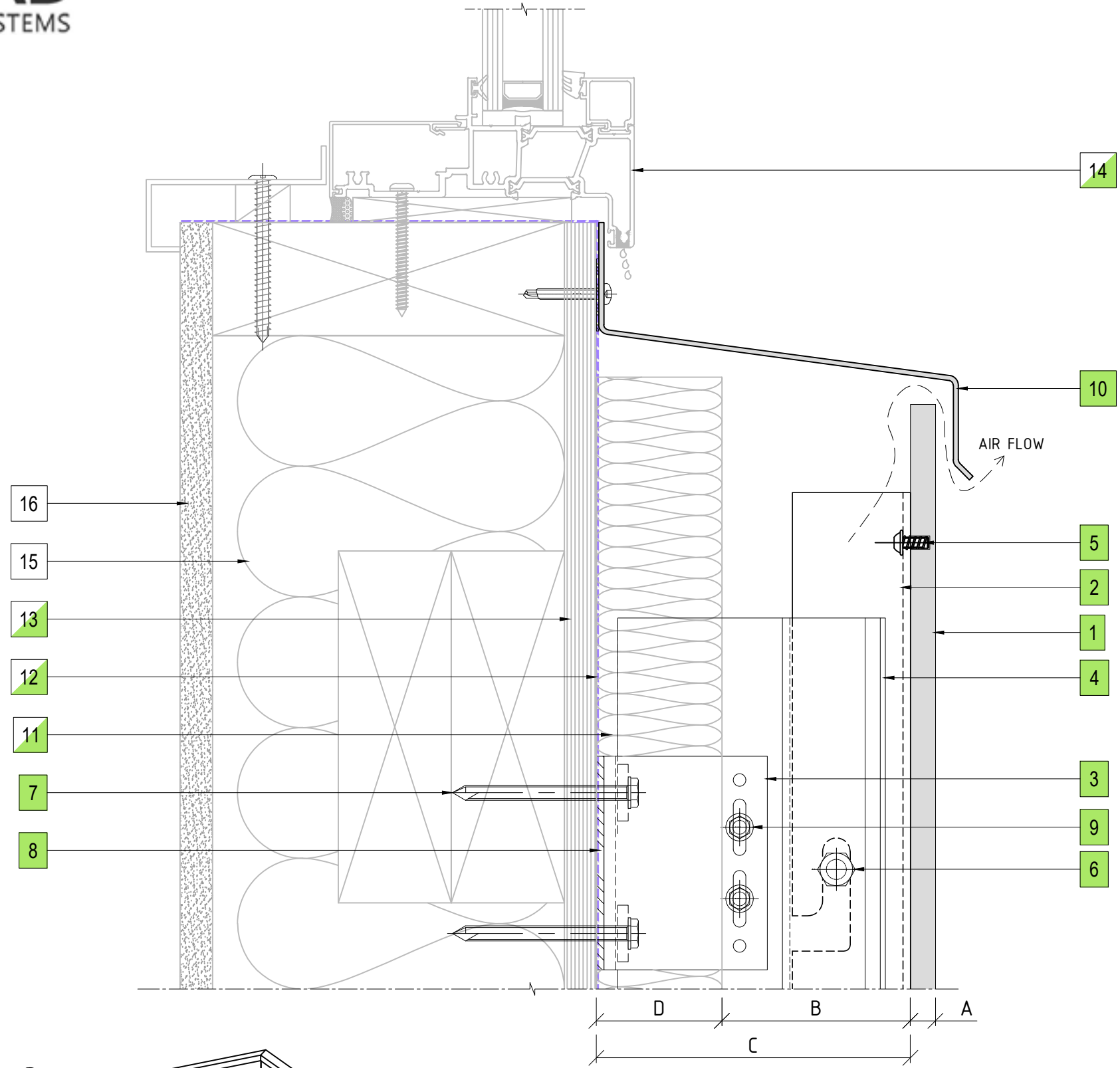
14

ENCLAD™ RAINSCREEN SYSTEMS




158 CENTRAL PARK DRIVE,
HENDERSON,
AUCKLAND 0610
NEW ZEALAND

P: +64 9 444 4944
www.thermosash.co.nz




15 WINDOW SILL DETAIL
ENCLAD™ HPL PANEL

PART OF THE THERMOSASH GROUP COMPANIES :



Thermosash
BUILDING ENVELOPE SOLUTIONS™



WoodsGlass
BUILDING INNOVATIVE GLAZING SOLUTIONS

COPYRIGHT : THESE DESIGNS, DETAILS AND/OR SPECIFICATIONS AND THE COPYRIGHT THEREIN, REMAIN THE PROPERTY OF THERMOSASH COMMERCIAL LIMITED.

DISCLAIMER : THESE DETAILS ARE PROVIDED FOR INDICATIVE PURPOSES ONLY. CONSTRUCTION/SYSTEM DETAILS CAN VARY DEPENDING ON PROJECT SPECIFIC SPECIFICATION AND ENGINEERING REQUIREMENTS. THE DESIGNER IS RESPONSIBLE FOR ENSURING DETAILS SATISFY ALL NEW ZEALAND BUILDING CODE CLAUSES. THE DESIGNER IS RESPONSIBLE FOR ENSURING BUILDING WRAPS, FIRESTOPS AND INSULATION/SPECIFICATION COMPLY WITH MANUFACTURERS RECOMMENDATIONS AND NZBC REGULATIONS. REFER TO THERMOSASH WEBSITE FOR FULL TERMS AND CONDITIONS.

LEGEND

A	ENCLAD™ HIGH PRESSURE LAMINATE
B	62mm - 75mm NOMINAL VENTILATION ZONE (AIR GAP)
C	* 125mm SYSTEM CAVITY TO ACCOMMODATE 50mm THICK INSULATION
D	* 50mm INSULATION (OPTION BY INSITE) FIRE STOP (OPTION BY INSITE)
*	OTHER OPTIONS AVAILABLE (PROJECT SPECIFIC) 137mm SYSTEM CAVITY FOR 75mm THICK INSULATION 162mm SYSTEM CAVITY FOR 100mm THICK INSULATION

PARTS LIST

1	ENCLAD™ HPL PANEL
2	ENCLAD EN01 ALUMINIUM SUPPORT PROFILE
3	ENCLAD EN01 ALUMINIUM HELPING HAND BRACKET
4	ENCLAD EN01 ALUMINIUM CHANNEL PROFILE
5	ENCLAD PANEL FIXING (STAINLESS STEEL)
6	ENCLAD FIXING FOR HOOK (STAINLESS STEEL)
7	ENCLAD HOST STRUCTURAL FIXING (STAINLESS STEEL)
8	ENCLAD THERMAL ISOLATION PAD
9	ENCLAD BRACKET TO RAIL FIXING (STAINLESS STEEL)
10	ENCLAD ALUMINIUM FLASHING
11	CAVITY INSULATION (OPTION BY INSITE)
12	BUILDING WRAP / MEMBRANE (OPTION BY INSITE)
13	RIGID AIR BARRIER / SHEATHING BOARD (OPTION BY INSITE)
14	ALUMINIUM DOORS, WINDOWS & REVEALS (OPTION BY INSITE)
15	WALL INSULATION (BY OTHERS)
16	PLASTER BOARD (BY OTHERS)

Cladding Type :
**ENCLAD™ HPL -
HIGH PRESSURE LAMINATE**

Support System :
ENCLAD™ EN04 - HOOK ON SECRET FIXED

Detail Description :
WINDOW SILL DETAIL (SECTION VIEW)


Scale @ A3 : 1:2

Rev. : NOV 2022

System # :
HPL-EN04-HOA-SF1

Detail # :
15

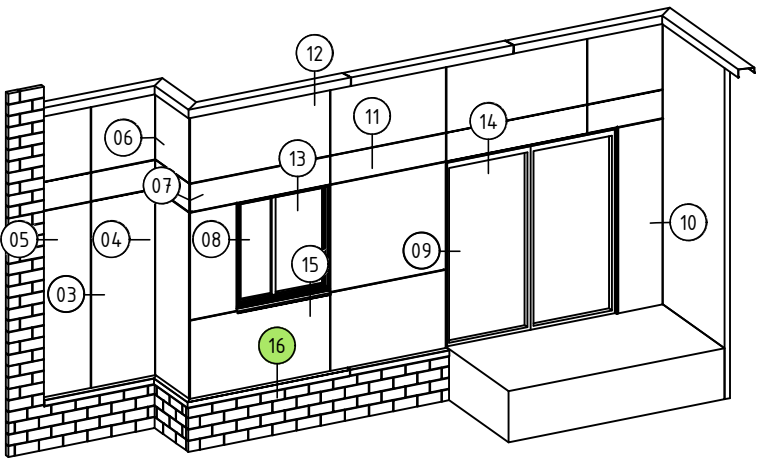
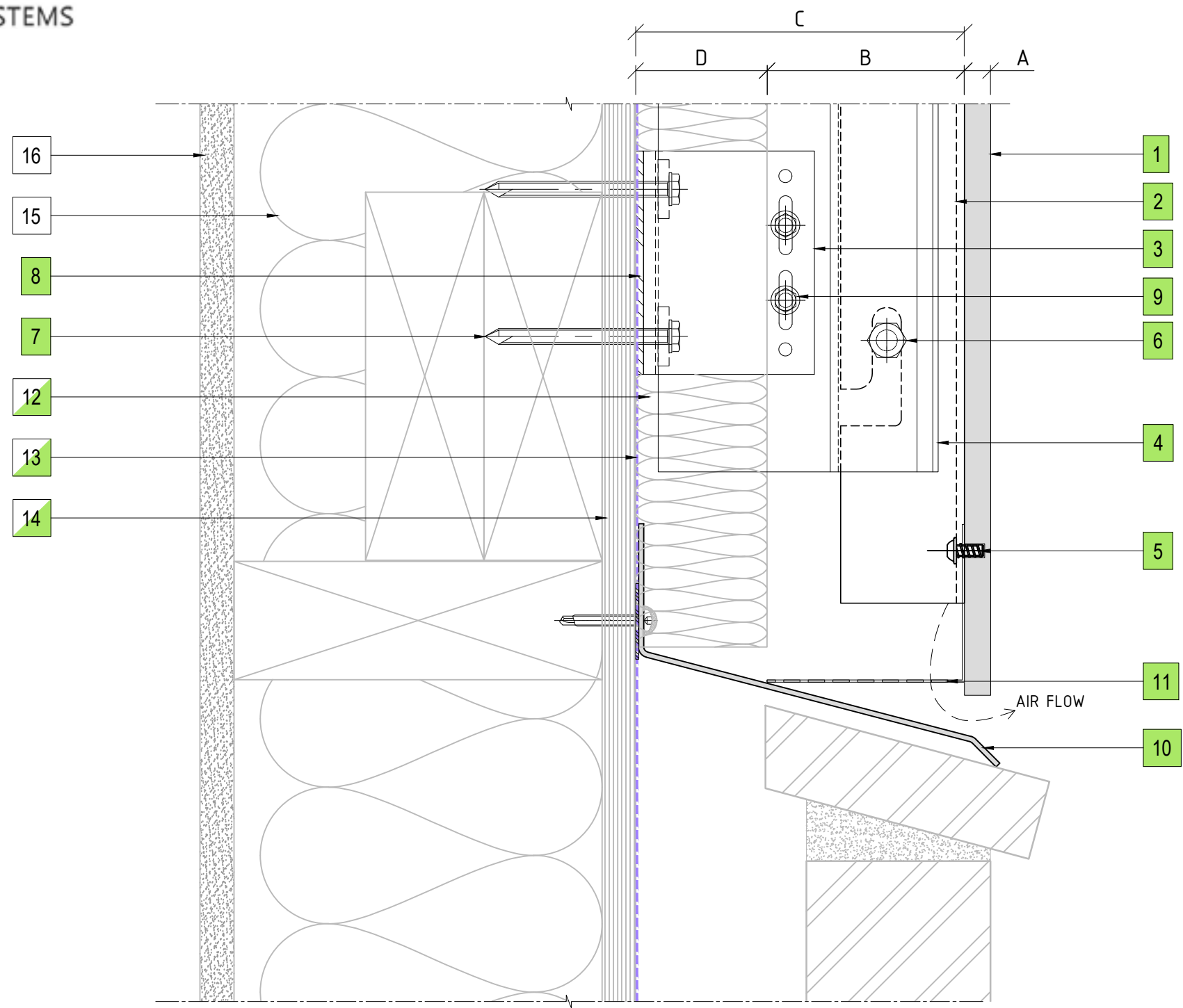
ENCLAD™ RAINSCREEN SYSTEMS



Thermosash
BUILDING ENVELOPE SOLUTIONS™



158 CENTRAL PARK DRIVE,
HENDERSON,
AUCKLAND 0610
NEW ZEALAND

P: +64 9 444 4944
www.thermosash.co.nz



16 BRICKWALL AT BASE DRIP DETAIL
ENCLAD™ HPL PANEL

PART OF THE THERMOSASH GROUP COMPANIES :



COPYRIGHT : THESE DESIGNS, DETAILS AND/OR SPECIFICATIONS AND THE COPYRIGHT THEREIN, REMAIN THE PROPERTY OF THERMOSASH COMMERCIAL LIMITED.

DISCLAIMER : THESE DETAILS ARE PROVIDED FOR INDICATIVE PURPOSES ONLY. CONSTRUCTION/SYSTEM DETAILS CAN VARY DEPENDING ON PROJECT SPECIFIC SPECIFICATION AND ENGINEERING REQUIREMENTS. THE DESIGNER IS RESPONSIBLE FOR ENSURING DETAILS SATISFY ALL NEW ZEALAND BUILDING CODE CLAUSES. THE DESIGNER IS RESPONSIBLE FOR ENSURING BUILDING WRAPS, FIRESTOPS AND INSULATION/SPECIFICATION COMPLY WITH MANUFACTURERS RECOMMENDATIONS AND NZBC REGULATIONS. REFER TO THERMOSASH WEBSITE FOR FULL TERMS AND CONDITIONS.

LEGEND	
A	ENCLAD™ HIGH PRESSURE LAMINATE
B	62mm - 75mm NOMINAL VENTILATION ZONE (AIR GAP)
C	* 125mm SYSTEM CAVITY TO ACCOMMODATE 50mm THICK INSULATION
D	* 50mm INSULATION (OPTION BY INSITE) FIRE STOP (OPTION BY INSITE)
*	OTHER OPTIONS AVAILABLE (PROJECT SPECIFIC) 137mm SYSTEM CAVITY FOR 75mm THICK INSULATION 162mm SYSTEM CAVITY FOR 100mm THICK INSULATION

PARTS LIST	
1	ENCLAD™ HPL PANEL
2	ENCLAD EN01 ALUMINIUM SUPPORT PROFILE
3	ENCLAD EN01 ALUMINIUM HELPING HAND BRACKET
4	ENCLAD EN01 ALUMINIUM CHANNEL PROFILE
5	ENCLAD PANEL FIXING (STAINLESS STEEL)
6	ENCLAD FIXING FOR HOOK (STAINLESS STEEL)
7	ENCLAD HOST STRUCTURAL FIXING (STAINLESS STEEL)
8	ENCLAD THERMAL ISOLATION PAD
9	ENCLAD BRACKET TO RAIL FIXING (STAINLESS STEEL)
10	ENCLAD ALUMINIUM FLASHING
11	ENCLAD ALUMINIUM CLOSURE
12	CAVITY INSULATION (OPTION BY INSITE)
13	BUILDING WRAP / MEMBRANE (OPTION BY INSITE)
14	RIGID AIR BARRIER / SHEATHING BOARD (OPTION BY INSITE)
15	WALL INSULATION (BY OTHERS)
16	PLASTER BOARD (BY OTHERS)

Cladding Type :

ENCLAD™ HPL - HIGH PRESSURE LAMINATE

Support System :


ENCLAD™ EN04 - HOOK ON SECRET FIXED

Detail Description :

BRICKWALL AT BASE DRIP DETAIL (SECTION VIEW)

Scale @ A3 : 1:2	Rev. : NOV 2022
System # : HPL-EN04-HOA-SF1	Detail # : 16

ENCLAD™ RAINSCREEN SYSTEMS



Thermosash
BUILDING ENVELOPE SOLUTIONS™

158 CENTRAL PARK DRIVE,
HENDERSON,
AUCKLAND 0610
NEW ZEALAND
P: +64 9 444 4944
www.thermosash.co.nz